



Dehesa School District

County of San Diego
El Cajon California

Audit Report

June 30, 2022



WILKINSON HADLEY
KING & CO. LLP
CPAs AND ADVISORS



Dehesa School District

Table of Contents

June 30, 2022

<u>INDEPENDENT AUDITOR’S REPORT</u>	<u>1</u>
<u>MANAGEMENT’S DISCUSSION AND ANALYSIS</u>	<u>4</u>
<u>BASIC FINANCIAL STATEMENTS</u>	<u>12</u>
Statement of Net Position	12
Statement of Activities.....	13
Balance Sheet – Governmental Funds	14
Reconciliation of the Governmental Funds Balance Sheet to the Statement of Net Position.....	15
Statement of Revenues, Expenditures, and Changes in Fund Balances – Governmental Funds.....	17
Reconciliation of the Statement of Revenues, Expenditures, and Changes in Fund Balances of Governmental Funds to the Statement of Activities	18
Notes to the Financial Statements.....	20
<u>REQUIRED SUPPLEMENTARY INFORMATION</u>	<u>65</u>
Budgetary Comparison Schedule – General Fund.....	65
Schedule of the District’s Proportionate Share of the Net Pension Liability - CalSTRS	66
Schedule of the District’s Contributions - CalSTRS	67
Schedule of the District’s Proportionate Share of the Net Pension Liability – CalPERS.....	68
Schedule of the District’s Contributions - CalPERS	69
Schedule of Changes in the District’s Net OPEB liability and Related Ratios – DSD Retiree Health Benefit Plan	70
Schedule of the District’s Contributions – DSD Retiree Health Benefit Plan.....	71
Notes to Required Supplementary Information	72
<u>COMBINING STATEMENTS AS SUPPLEMENTARY INFORMATION</u>	<u>76</u>
Combining Balance Sheet – Nonmajor Governmental Funds.....	76
Combining Statement of Revenues, Expenditures, and Changes in Fund Balances – Nonmajor Governmental Funds.....	77
<u>OTHER SUPPLEMENTARY INFORMATION</u>	<u>78</u>
Local Education Agency Organization Structure	78
Schedule of Average Daily Attendance.....	79
Schedule of Instructional Time.....	80
Schedule of Financial Trends and Analysis.....	81
Reconciliation of Annual Financial and Budget Report with Audited Financial Statements.....	82
Schedule of Charter Schools.....	83

Dehesa School District

Table of Contents

June 30, 2022

OTHER INDEPENDENT AUDITORS' REPORTS 84

Independent Auditor's Report on Internal Control Over Financial Reporting and on Compliance and Other Matters Based on an Audit of Financial Statements Performed in Accordance with *Government Auditing Standards* 84

Independent Auditor's Report on State Compliance and on Internal Control over State Compliance..... 86

AUDITOR'S RESULTS, FINDINGS & RECOMMENDATIONS 90

Schedule of Auditor's Results 90

Schedule of Findings and Questioned Costs..... 91

Corrective Action Plan..... 94

Schedule of Prior Year Audit Findings..... 95

Independent Auditor's Report

To the Board of Education
Dehesa School District

Opinions

We have audited the accompanying financial statements of the governmental activities, each major fund, and the aggregate remaining fund information of the Dehesa School District (the District) as of and for the year ended June 30, 2022, and the related notes to the financial statements, which collectively comprise the District's basic financial statements as listed in the table of contents.

In our opinion, the financial statements referred to above present fairly, in all material respects, the respective financial position of the governmental activities, each major fund, and the aggregate remaining fund information of the District as of June 30, 2022, and the respective changes in financial position and, where applicable, cash flows thereof for the year then ended in accordance with accounting principles generally accepted in the United States of America.

Basis for Opinions

We conducted our audit in accordance with auditing standards generally accepted in the United States of America and the standards applicable to financial audits contained in *Government Auditing Standards*, issued by the Comptroller General of the United States. Our responsibilities under those standards are further described in the Auditor's Responsibilities for the Audit of the Financial Statements section of our report. We are required to be independent of the District and to meet our other ethical responsibilities, in accordance with the relevant ethical requirements relating to our audit. We believe that the audit evidence we have obtained is sufficient and appropriate to provide a basis for our audit opinions.

Change in Accounting Principle

As described in Note A to the financial statements, in the fiscal year ended June 30, 2022, the District adopted new accounting guidance, *GASB Statement No. 87, Leases*. Our opinion is not modified with respect to this matter.

Responsibilities of Management for the Financial Statements

Management is responsible for the preparation and fair presentation of the financial statements in accordance with accounting principles generally accepted in the United States of America, and for the design, implementation, and maintenance of internal control relevant to the preparation and fair presentation of financial statements that are free from material misstatement, whether due to fraud or error.

In preparing the financial statements, management is required to evaluate whether there are conditions or events, considered in the aggregate, that raise substantial doubt about the District's ability to continue as a going concern for twelve months beyond the financial statement date, including any currently known information that may raise substantial doubt shortly thereafter.

Auditor's Responsibilities for the Audit of the Financial Statements

Our objectives are to obtain reasonable assurance about whether the financial statements as a whole are free from material misstatement, whether due to fraud or error, and to issue an auditor's report that includes our opinions. Reasonable assurance is a high level of assurance but is not absolute assurance and therefore is not a guarantee that an audit conducted in accordance with generally accepted auditing standards and *Government Auditing Standards* will always detect a material misstatement when it exists. The risk of not detecting a material misstatement resulting from fraud is higher than one resulting from error, as fraud may involve collusion, forgery, intentional omissions, misrepresentations, or the override of internal control. Misstatements are considered material if there is a substantial likelihood that, individually or in the aggregate, they would influence the judgment made by a reasonable user based on the financial statements.

In performing an audit in accordance with generally accepted auditing standards and *Government Auditing Standards*, we:

- Exercise professional judgment and maintain professional skepticism throughout the audit.
- Identify and assess the risks of material misstatement of the financial statements, whether due to fraud or error, and design and perform audit procedures responsive to those risks. Such procedures include examining, on a test basis, evidence regarding the amounts and disclosures in the financial statements.
- Obtain an understanding of internal control relevant to the audit in order to design audit procedures that are appropriate in the circumstances, but not for the purpose of expressing an opinion on the effectiveness of the District's internal control. Accordingly, no such opinion is expressed.
- Evaluate the appropriateness of accounting policies used and the reasonableness of significant accounting estimates made by management, as well as evaluate the overall presentation of the financial statements.
- Conclude whether, in our judgment, there are conditions or events, considered in the aggregate, that raise substantial doubt about the District's ability to continue as a going concern for a reasonable period of time.

We are required to communicate with those charged with governance regarding, among other matters, the planned scope and timing of the audit, significant audit findings, and certain internal control-related matters that we identified during the audit.

Required Supplementary Information

Accounting principles generally accepted in the United States of America require that the management's discussion and analysis and other required supplementary information as identified in the table of contents, be presented to supplement the basic financial statements. Such information is the responsibility of management and, although not a part of the basic financial statements, is required by the Governmental Accounting Standards Board (GASB) who considers it to be an essential part of financial reporting for placing the basic financial statements in an appropriate operational, economic, or historical context. We have applied certain limited procedures to the required supplementary information in accordance with auditing standards generally accepted in the United States of America, which consisted of inquiries of management's responses to our inquiries, the basic financial statements, and other knowledge we obtained during our audit of the basic financial statements. We do not express an opinion or provide any assurance on the information because the limited procedures do not provide us with sufficient evidence to express an opinion or provide any assurance.

Supplementary Information

Our audit was conducted for the purpose of forming opinions on the financial statements that collectively comprise the District's basic financial statements. The accompanying combining and individual nonmajor fund financial statements are presented for purposes of additional analysis and are not a required part of the basic financial statements.


The accompanying supplementary information, identified in the table of contents, as required by the *2021-22 Guide for Annual Audits of K-12 Local Education Agencies and State Compliance Reporting*, prescribed in Title 5, *California Code of Regulations, Section 19810* are presented for purposes of additional analysis and are not a required part of the financial statements.

Such information is the responsibility of management and was derived from and relates directly to the underlying accounting and other records used to prepare the basic financial statements. The information has been subjected to the auditing procedures applied in the audit of the basic financial statements and certain additional procedures, including comparing and reconciling such information directly to the underlying accounting and other records used to prepare the basic financial statements or to the basic financial statements themselves, and other additional procedures in accordance with auditing standards generally accepted in the United States of America.

In our opinion, the accompanying the supplementary information as identified in the table of contents, are fairly stated, in all material respects, in relation to the financial statements as a whole.

Other Reporting Required by *Government Auditing Standards*

In accordance with *Government Auditing Standards*, we have also issued our report dated January 13, 2023, on our consideration of the District's internal control over financial reporting and on our tests of its compliance with certain provisions of laws, regulations, contracts, and grant agreements and other matters. The purpose of that report is solely to describe the scope of our testing of internal control over financial reporting and compliance and the results of that testing, and not to provide an opinion on the effectiveness of the District's internal control over financial reporting or on compliance. That report is an integral part of an audit performed in accordance with *Government Auditing Standards* in considering the District's internal control over financial reporting and compliance.


El Cajon, California
January 13, 2023

Dehesa School District
MANAGEMENT DISCUSSION AND ANALYSIS
JUNE 30, 2022
(Unaudited)

The discussion and analysis of Dehesa School District's financial performance provides an overall review of the district's financial activities for the fiscal year ended June 30, 2022. The intent of this discussion and analysis is to look at the district's financial performance as a whole. To provide a complete understanding of the district's financial performance, please read it in conjunction with the Independent Auditor's Report, the District's financial statements and notes to the basic financial statements.

The Management's Discussion and Analysis (MD & A) is an element of the reporting model adopted by the Governmental Accounting Standards Board (GASB) in their Statement No. 34 Basic Financial Statements – and Management's Discussion and Analysis – for State and Local Governments issued June 1999. Certain comparative information is required to be presented in the MD & A.

FINANCIAL HIGHLIGHTS

- The increase in Local Control Funding Formula (LCFF) sources from 2020-2021 to 2021-2022 was \$28,499 which represents a 2.1% increase over the prior year. Increases are attributed to increasing LCFF funding.
- The general fund expenditures increased by \$525,265 over the previous year amount. The increase in expenditures were predominantly instruction or instruction related expenditures.
- General Fund expenditures and other uses exceeded revenue and other sources by \$91,011.

Overview of the Financial Statements

This annual report consists of the following parts – management's discussion and analysis (this section), the basic financial statements, required supplementary information, other supplementary information, and findings and recommendations. These statements are organized so the reader can understand the Mountain Empire Unified School District as a financial whole, an entire operating entity. The statements then proceed to provide an increasingly detailed look at specific financial activities.

The Basic Financial Statements

The first two statements are district-wide financial statements, the Statement of Net Position and the Statement of Activities. These statements provide information about the activities of the whole School District, presenting both an aggregate view of the District's finances and a longer-term view of those finances. Fund financial statements provide the next level of detail. For governmental funds, these statements tell how services were financed in the short-term as well as what remains for future spending. The fund financial statements also look at the School District's more significant funds with all other non-major funds presented in total in one column.

The financial statements also include notes that explain some of the supplementary information in the statements and provide more detailed data. The statements are followed by a section of required supplementary information that further explains and supports the financial statements. A comparison of the District's general fund budget is included.

Reporting the School District as a Whole

Statement of Net Position and the Statement of Activities

These two statements provide information about the District as a whole using methods similar to those used by private-sector companies. The Statement of Net Position includes all the District's assets and liabilities using the accrual basis of accounting. This basis of accounting takes in account all the current year's revenues and expenses regardless of when cash is received or paid. These statements report information on the district as a whole and its activities in a way that helps answer the question, "How did we do financially during 2021-2022?"

These two statements report the District's net position and changes in those assets. This change in net position is important because it tells the reader that, for the School District as a whole, the financial position of the School District has improved or diminished. The causes of this change may be the result of many factors, some financial, some not. Over time, the increases or decreases in the District's net position, as reported in the Statement of Activities, are one indicator of whether its financial health is improving or deteriorating. The relationship between revenues and expenses indicates the District's operating results. However, the District's goal is to provide services to our students, not to generate profits as commercial entities. One must consider many non-financial factors, such as the quality of education provided to assess the overall health of the District.

- Increases or decreases in the net position of the District over time are indications of whether its financial position is improving or deteriorating, respectively.
- Additional non-financial factors such as condition of school buildings and other facilities, and changes to the property tax base of the District need to be considered in assessing the overall health of the District.

Reporting the School District's Most Significant Funds

Fund Financial Statements

The fund financial statements provide more detailed information about the District's most significant funds – not the District as a whole. Funds are accounting devices the District uses to keep track of specific sources of funding and spending on particular programs. Some funds are required to be established by State law. However, the District establishes other funds to control and manage money for specific purposes.

Governmental Funds

Most of the School District's activities are reported in governmental funds. The major governmental funds of the District are the General Fund and the Building Fund. Governmental funds focus on how money flows into and out of the funds and the balances that remain at the end of the year.

They are reported using an accounting method called modified accrual accounting, which measures cash and all other financial assets that can readily be converted to cash. The governmental fund statements provide a detailed short-term view of the District's operations and services that help determine whether there are more or fewer financial resources that can be spent in the near future to finance the District's programs.

FINANCIAL ANALYSIS OF THE GOVERNMENT WIDE STATEMENTS

The School District as a Whole

The District's net position was \$1.8 million at June 30, 2022. Of this amount, unrestricted assets were (\$915,676). A comparative analysis of government-wide data is presented in Table 1. The District's net position decreased \$181,273 this fiscal year (See Table 2). The District's expenses for instructional and pupil services represented 69% of total expenses. The administrative activities of the District accounted for just 14% of total costs. The remaining 17% was spent in the areas of plant services and other expenses. (See Figure 2)

(Table 1)
Comparative Statement of Net Position

	Governmental Activities	
	June 30, 2022	June 30, 2021
Assets		
Cash	\$ 5,592,911	\$ 4,786,341
Accounts receivable	1,155,416	1,005,217
Capital assets, net	5,626,647	5,536,282
Total Assets	<u>\$ 12,374,974</u>	<u>\$ 11,327,840</u>
Deferred Outflows of Resources		
Deferred outflows of resources - pensions	\$ 549,307	\$ 753,603
Deferred outflows of resources - OPEB	15,045	4,771
Deferred outflows of resources - other	118,484	-
Total Deferred Outflows of Resources	<u>\$ 682,836</u>	<u>\$ 758,374</u>
Liabilities		
Accounts payable and other current liabilities	2,362,959	1,776,368
Unearned revenue	39,395	20,970
Long-term liabilities	7,401,695	7,859,392
Total Liabilities	<u>9,804,049</u>	<u>9,656,730</u>
Deferred Inflows of Resources		
Deferred inflows of resources - pensions	\$ 1,357,632	\$ 392,130
Deferred inflows of resources - OPEB	68,278	50,525
Deferred inflows of resources - other	22,295	-
Total Deferred Inflows of Resources	<u>\$ 1,448,205</u>	<u>\$ 442,655</u>
Net Position		
Net investment in capital assets	\$ 320,800	\$ 550,035
Restricted	2,400,432	1,761,279
Unrestricted	(915,676)	(324,485)
Total Net Position	<u>\$ 1,805,556</u>	<u>\$ 1,986,829</u>

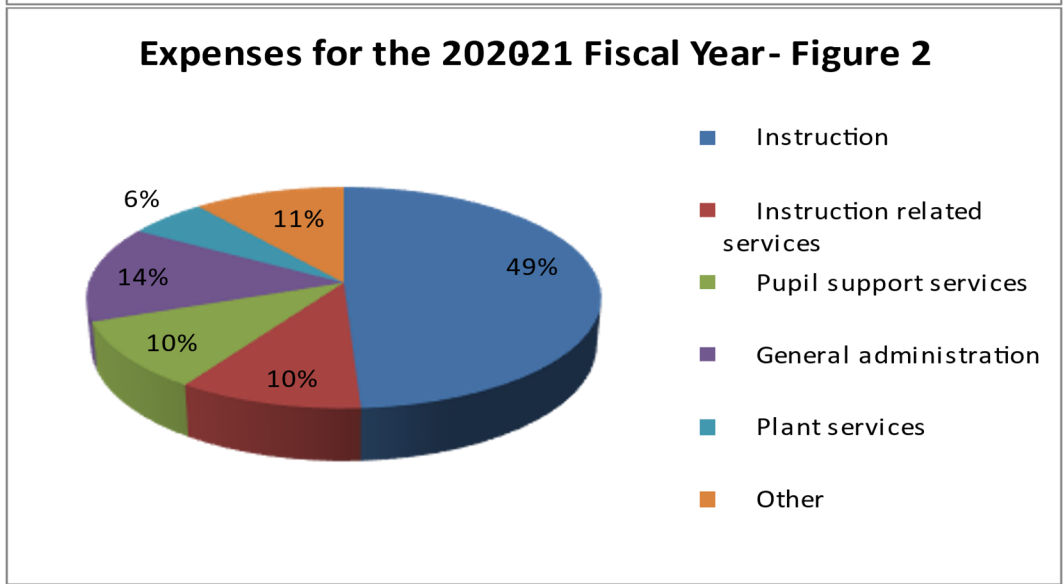
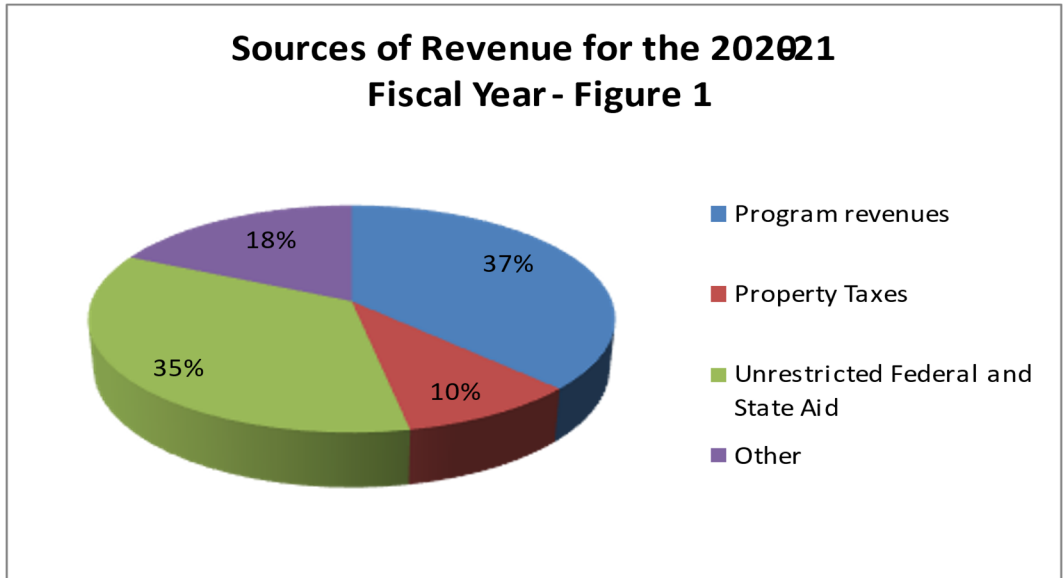
(Table 2)
Comparative Statement of Change in Net Position

	Governmental Activities	
	Year Ended June 30, 2022	Year Ended June 30, 2021
Revenues		
Program revenues		
Charges for services	\$ 10,957	\$ 17,482
Operating grants and contributions	1,375,657	980,933
General revenues		
Taxes levied for general purposes	102,985	94,710
Taxes levied for debt service	250,154	246,137
Federal and state aid not restricted to specific purposes	1,295,854	2,928,906
Interest and investment earnings	(100,331)	56,197
Interagency Revenues	616,380	-
Miscellaneous	153,426	364,407
Total Revenues	<u>3,705,082</u>	<u>4,688,772</u>
Expenses		
Instruction	1,907,166	1,795,527
Instruction related services	397,540	491,439
Pupil support services	394,020	335,614
General administration	545,415	676,248
Plant services	219,765	306,882
Other	422,449	245,139
Total Expenses	<u>3,886,355</u>	<u>3,850,849</u>
Increase (Decrease) in Net Position	(181,273)	837,923
Net Position - Beginning Balance	1,986,829	1,148,906
Net Position - Ending Balance	<u>\$ 1,805,556</u>	<u>\$ 1,986,829</u>

GOVERNMENTAL ACTIVITIES

As reported in the Statement of Activities, the cost of all of the District's governmental activities this year was \$3.9 million. The amount that our local taxpayers financed for these activities through property taxes was \$353,139. Federal and State aid not restricted to specific purposes totaled \$1.3 million. Interest and Miscellaneous revenue totaled \$669,475. (See Figure 1).

FINANCIAL ANALYSIS OF THE FUND STATEMENTS



The fund financial statements focus on individual parts of the District’s operations in more detail than the government-wide statements. The District’s individual fund statements provide information on inflows and outflows and balances of spendable resources. The District’s Governmental Funds reported a combined fund balance of \$4.4 million, an increase of almost \$300,000 from the previous fiscal year’s combined ending balance of \$4.1 million.

General Fund Budgetary Highlights

Over the course of the year, the District revised the annual operating budget monthly. The significant budget adjustments fell into the following categories:

- Budget revisions to the adopted budget required after approval of the State budget
- Budget revisions to update revenues to actual enrollment information and to update expenditures for staffing adjustments related to actual enrollments.
- Other budget revisions are routine in nature, including adjustments to categorical revenues and expenditures based on final awards, and adjustments between expenditure categories for school and department budgets.
- An analysis of significant variations between original and final budget amounts and between final budget amounts and actual budget results for the general fund (or its equivalent). The analysis should include any currently known reasons for those variations that are expected to have a significant effect on future services or liquidity

The final balance for the General Fund reflected a decrease to the ending balance of \$91,011. The State recommends available reserves of 3% of District expenditures.

CAPITAL ASSET AND DEBT ADMINISTRATION

Capital Assets

The District has a broad range of capital assets, including school buildings, administrative buildings, site improvements, vehicles and equipment. Table 3 demonstrates the Schedule of Capital Assets net of depreciation.

(Table 3)
Comparative Schedule of Capital Assets

	<u>June 30, 2022</u>	<u>June 30, 2021</u>	<u>Net \$ Change</u>	<u>Net % Change</u>
Land	\$ 3,000	\$ 3,000	\$ 0	0.0%
Work in Progress	242,669	204,804	37,865	18.5%
Land Improvements	531,832	496,882	34,950	7.0%
Buildings & Improvements	7,563,335	7,318,069	245,266	3.4%
Equipment	932,482	932,482	0	0.0%
Less Accumulated Depreciation for				
Land Improvements	(121,867)	(96,616)	(25,251)	26.1%
Buildings & Improvements	(2,673,216)	(2,495,461)	(177,755)	7.1%
Equipment	(851,588)	(826,878)	(24,710)	3.0%
Total	<u>\$ 5,626,647</u>	<u>\$ 5,536,282</u>	<u>\$ 90,365</u>	<u>1.6%</u>

Long-Term Obligations

At June 30, 2022 the District had \$7.4 million in long-term debt outstanding.

(Table 4)
Comparative Schedule of Long-Term Debt

	<u>June 30, 2022</u>	<u>June 30, 2021</u>	<u>Net \$ Change</u>	<u>Net % Change</u>
General Obligation Bonds	\$ 5,850,999	\$ 4,708,102	\$ 1,142,897	24.3%
Bond Premiums	260,770	278,146	(17,376)	-6.2%
Net OPEB Liability	2,233	103,049	(100,816)	-97.8%
Net Pension Liability	1,185,611	2,647,487	(1,461,876)	-55.2%
Legal Settlement Payable	68,500	68,500	0	0.0%
Compensated Absences	<u>33,582</u>	<u>54,108</u>	<u>(20,526)</u>	<u>-37.9%</u>
Total Long-Term Debt	<u>\$ 7,401,695</u>	<u>\$ 7,859,392</u>	<u>\$ (457,697)</u>	<u>-5.8%</u>

FACTORS BEARING ON THE DISTRICT

The State's economic downturns and surpluses impact the district's future dramatically. The financial well-being of the district is tied in large measure to the state funding formula. LCFF is fully implemented and the only increase to LCFF funding is COLA. The district will likely need to implement cuts in future years as increased LCFF funding will not keep up with increasing District costs.

The district has declining enrollment over the prior two years and projects flat enrollment for the approach to budgeting. Student enrollment and attendance are primary factors in the computation of most funding formulae for public schools in the State of California. The Covid pandemic has affected the district's ADA percentage. While ADA growth is not budgeted, future growth potential is there with pending charter partnerships. Attendance remains the focal point of every budget report.

Predicting the future requires management to plan carefully and prudently to provide the resources to meet student needs over the next several years. The district currently maximizes restricted funds prior to utilizing unrestricted revenues in the budget development process. In addition, personnel practices will evidence early and effective intervention in identifying appropriate personnel actions that need to occur early in future school years experiencing State economic fallout. The district has an excellent track record in meeting this challenge in what has proven to be a continuing cycle of budget cuts with limited increases in funding.

CONTACTING THE DISTRICT'S FINANCIAL MANAGEMENT

This financial report is designed to provide our citizens, taxpayers, parents, investors and creditors with a general overview of the district's finances and to show the District's accountability for the money it receives. If you have questions about this report or need additional financial information, please contact Bradley Johnson, Superintendent/CBO, 4612 Dehesa Road, El Cajon, CA 92019 (619) 444-2161 x13.

Basic Financial Statements

Dehesa School District

Statement of Net Position

June 30, 2022

	<u>Governmental Activities</u>
Assets	
Cash	\$ 5,592,911
Accounts Receivable	1,155,416
Capital Assets:	
Land	3,000
Land Improvements	531,832
Buildings & Improvements	7,563,335
Equipment	932,482
Work in Progress	242,670
Less Accumulated Depreciation	<u>(3,646,672)</u>
Total Assets	<u>12,374,974</u>
Deferred Outflows of Resources	<u>682,836</u>
Liabilities	
Accounts Payable and Other Current Liabilities	2,362,959
Unearned Revenue	39,395
Long-Term Liabilities:	
Due Within One Year	156,806
Due In More Than One Year	<u>7,244,889</u>
Total Liabilities	<u>9,804,049</u>
Deferred Inflows of Resources	<u>1,448,205</u>
Net Position	
Net Investment in Capital Assets	320,800
Restricted For:	
Capital Projects	1,959,146
Debt Service	191,282
Educational Programs	188,640
Other Purposes (Expendable)	58,657
Other Purposes (Nonexpendable)	2,707
Unrestricted	<u>(915,676)</u>
Total Net Position	<u>\$ 1,805,556</u>

The accompanying notes to the financial statements are an integral part of this statement.

Dehesa School District

Statement of Activities

For the Year Ended June 30, 2022

Functions	Expenses	Program Revenues			Net (Expense)
		Charges for Services	Operating Grants and Contributions	Capital Grants and Contributions	Revenue and Changes in Net Position
Governmental Activities					Governmental Activities
Instruction	\$ 1,907,166	\$ 8,984	\$ 1,016,949	\$ -	\$ (881,233)
Instruction-Related Services:					
Instructional Supervision and Administration	1,019	-	-	-	(1,019)
Instructional Library, Media and Technology	99,747	-	51,287	-	(48,460)
School Site Administration	296,774	-	100,389	-	(196,385)
Pupil Services:					
Home-to-School Transportation	182,875	-	54,852	-	(128,023)
Food Services	92,876	34	54,648	-	(38,194)
All Other Pupil Services	118,269	1,915	88,688	-	(27,666)
General Administration:					
All Other General Administration	545,415	24	1,090	-	(544,301)
Plant Services	219,765	-	2	-	(219,763)
Debt Issuance Costs	197,949	-	-	-	(197,949)
Ancillary Services	14,168	-	7,752	-	(6,416)
Interest on Long-term Debt	210,332	-	-	-	(210,332)
Total Governmental Activities	<u>\$ 3,886,355</u>	<u>\$ 10,957</u>	<u>\$ 1,375,657</u>	<u>\$ -</u>	<u>(2,499,741)</u>
General Revenues					
Taxes and Subventions:					
Property Taxes, Levied for General Purposes					
				\$	102,985
Property Taxes, Levied for Debt Service					
					250,154
Federal and State Aid Not Restricted for Specific Purposes					
					1,295,854
Interest and Investment Earnings					
					(100,331)
Interagency Revenues					
					616,380
Miscellaneous					
					153,426
Total General Revenues					
					<u>2,318,468</u>
Change in Net Position					
					(181,273)
Net Position - Beginning of Year					
					1,986,829
Net Position - Ending					
				\$	<u>1,805,556</u>

The accompanying notes to the financial statements are an integral part of this statement.

Dehesa School District

Balance Sheet – Governmental Funds

June 30, 2022

	General Fund	Building Fund	County School Facilities Fund	Nonmajor Governmental Funds	Total
Assets					
Cash and Cash Equivalents	\$ 3,021,387	\$ 804,612	\$ 1,136,053	\$ 630,859	\$ 5,592,911
Accounts Receivable	1,141,941	1,310	2,730	9,435	1,155,416
Due from Other Funds	614	-	-	28,129	28,743
Total Assets	\$ 4,163,942	\$ 805,922	\$ 1,138,783	\$ 668,423	\$ 6,777,070
Liabilities and Fund Balance:					
Liabilities:					
Accounts Payable	\$ 2,300,670	\$ -	\$ 10,088	\$ 2,115	\$ 2,312,873
Due to Other Funds	28,129	-	-	614	28,743
Unearned Revenue	39,395	-	-	-	39,395
Total Liabilities	2,368,194	-	10,088	2,729	2,381,011
Fund Balance:					
Nonspendable	2,707	-	-	-	2,707
Restricted	193,024	805,922	1,128,695	270,084	2,397,725
Assigned	913,975	-	-	395,610	1,309,585
Unassigned	686,042	-	-	-	686,042
Total Fund Balance	1,795,748	805,922	1,128,695	665,694	4,396,059
Total Liabilities and Fund Balances	\$ 4,163,942	\$ 805,922	\$ 1,138,783	\$ 668,423	\$ 6,777,070

The accompanying notes to the financial statements are an integral part of this statement.

Dehesa School District

Reconciliation of the Governmental Funds Balance Sheet to the Statement of Net Position
June 30, 2022

Total fund balances governmental funds: \$ 4,396,059

Amounts reported for assets, deferred outflows of resources, liabilities, and deferred inflows of resources for governmental activities in the statement of net position are different from amounts reported in governmental funds because:

Capital assets: In governmental funds, only current assets are reported. In the statement of net position, all assets are reported, including capital assets and accumulated depreciation.

Capital assets relating to governmental activities, at historical cost	9,273,319	
Accumulated depreciation	<u>(3,646,672)</u>	
	Net	5,626,647

Unmatured interest on long-term debt: In governmental funds, interest on long-term debt is not recognized until the period in which it matures and is paid. In the government-wide statement of activities, it is recognized in the period that it is incurred. The additional liability for unmatrued interest owing at the end of the period was: (50,086)

Deferred gain or loss on debt refunding: In the government wide financial statements deferred gain or loss on debt refunding is recognized as a deferred outflow of resources (for a loss) or a deferred inflow of resources (for a gain) and subsequently amortized over the life of the debt.

Deferred outflows of resources relating to debt refunding	118,484	
Deferred inflows of resources relating to debt refunding	<u>(22,295)</u>	
	Net	96,189

Long-term liabilities: In governmental funds, only current liabilities are reported. In the statement of net position, all liabilities, including long-term liabilities, are reported. Long-term liabilities relating to governmental activities consist of:

General obligation bonds payable	6,111,769	
Net pension liability	1,185,611	
Net OPEB liability	2,233	
Other long-term debt	68,500	
Compensated absences payable	<u>33,582</u>	
	Total	(7,401,695)

The accompanying notes to the financial statements are an integral part of this statement.

Dehesa School District

Reconciliation of the Governmental Funds Balance Sheet to the Statement of Net Position, Continued
June 30, 2022

Deferred outflows and inflows of resources relating to pensions: In governmental funds, deferred outflows and inflows of resources relating to pensions are not reported because they are applicable to future periods. In the statement of net position, deferred outflows and inflows of resources relating to pensions are reported.

Deferred outflows of resources relating to pensions	549,307	
Deferred inflows of resources relating to pensions	<u>(1,357,632)</u>	
Net		(808,325)

Deferred outflows and inflows of resources related to other postemployment benefits (OPEB): In governmental funds, deferred outflows and inflows of resources related to OPEB are not reported because they are applicable to future periods. In the statement of net position, deferred outflows and inflows of resources related to OPEB are reported.

Deferred outflows of resources relating to OPEB	15,045	
Deferred inflows of resources relating to OPEB	<u>(68,278)</u>	
Net		<u>(53,233)</u>

Total net position governmental activities: \$ 1,805,556

The accompanying notes to the financial statements are an integral part of this statement.

Dehesa School District

Statement of Revenues, Expenditures, and Changes in Fund Balances – Governmental Funds For the Year Ended June 30, 2022

	General Fund	Building Fund	County School Facilities Fund	Nonmajor Governmental Funds	Total
Revenues					
State Apportionment	\$ 591,416	\$ -	\$ -	\$ -	\$ 591,416
Education Protection Account Funds	673,087	-	-	-	673,087
Property Taxes	102,985	-	-	250,154	353,139
Federal Revenue	481,529	-	-	52,021	533,550
Other State Revenue	388,625	-	-	32,834	421,459
Interest	21,077	1,310	9,270	3,966	35,623
Fair Market Value Adjustment	(76,214)	(20,384)	(28,616)	(10,912)	(136,126)
Other Local Revenue	1,283,888	-	-	9,714	1,293,602
Total Revenues	<u>\$ 3,466,393</u>	<u>\$ (19,074)</u>	<u>\$ (19,346)</u>	<u>\$ 337,777</u>	<u>\$ 3,765,750</u>
Expenditures					
Current Expenditures:					
Instruction	1,960,967	-	-	-	1,960,967
Instruction - Related Services	471,778	-	-	-	471,778
Pupil Services	310,172	-	-	106,540	416,712
Ancillary Services	-	-	-	14,168	14,168
General Administration	609,276	-	-	-	609,276
Plant Services	244,065	-	65,774	-	309,839
Debt Issuance Costs	-	228,905	-	-	228,905
Capital Outlay	7,146	-	245,162	-	252,308
Debt Service:					
Principal	-	3,352,180	-	66,286	3,418,466
Interest	-	219,871	-	196,610	416,481
Total Expenditures	<u>3,603,404</u>	<u>3,800,956</u>	<u>310,936</u>	<u>383,604</u>	<u>8,098,900</u>
Excess (Deficiency) of Revenues Over (Under) Expenditures	<u>(137,011)</u>	<u>(3,820,030)</u>	<u>(330,282)</u>	<u>(45,827)</u>	<u>(4,333,150)</u>
Other Financing Sources (Uses):					
Transfers In	-	-	-	46,000	46,000
Transfers Out	(46,000)	-	-	-	(46,000)
Proceeds from Sale of Bonds	-	4,625,952	-	28,469	4,654,421
Total Other Financing Sources (Uses)	<u>(46,000)</u>	<u>4,625,952</u>	<u>-</u>	<u>74,469</u>	<u>4,654,421</u>
Net Change in Fund Balance	(183,011)	805,922	(330,282)	28,642	321,271
Fund Balance, Beginning of Year	1,978,759	-	1,458,977	637,052	4,074,788
Fund Balance, End of Year	<u>\$ 1,795,748</u>	<u>\$ 805,922</u>	<u>\$ 1,128,695</u>	<u>\$ 665,694</u>	<u>\$ 4,396,059</u>

The accompanying notes to the financial statements are an integral part of this statement.

Dehesa School District

Reconciliation of the Statement of Revenues, Expenditures, and Changes in Fund Balances of
Governmental Funds to the Statement of Activities
For the Year Ended June 30, 2022

Total change in fund balances, governmental funds: \$ 321,271

Amounts reported for governmental activities in the statement of activities are different from amounts reported in governmental funds because:

Capital outlay: In governmental funds, the costs of capital assets are reported as expenditures in the period when the assets are acquired. In the statement of activities, costs of capital assets are allocated over their estimated useful lives as depreciation expense. The difference between capital outlay expenditures and depreciation expense for the period is:

Expenditures for capital outlay	252,308	
Depreciation expense	<u>(227,717)</u>	
	Net	24,591

Debt service: In governmental funds, repayments of long-term debt are reported as expenditures. In the government-wide statements, repayments of long-term debt are reported as reductions of liabilities. Expenditures for repayment of the principal portion of long-term debt were: 3,418,466

Debt issue costs for prepaid debt insurance: In governmental funds, debt issue costs are recognized as expenditures in the period they are incurred. In the government-wide statements, debt issue costs for prepaid debt insurance are amortized over the life of the debt. The difference between debt issue costs for prepaid insurance incurred in the current period and prepaid insurance costs amortized for the period is: 228,905

Debt proceeds: In governmental funds, proceeds from debt are recognized as Other Financing Sources. In the government-wide statements, proceeds from debt are reported as increases to liabilities. Amounts recognized in governmental funds as proceeds from debt were: (4,654,421)

Unmatured interest on long-term debt: In governmental funds, interest on long-term debt is recognized in the period that it becomes due. In the government-wide statement of activities, it is recognized in the period that it is incurred. Unmatured interest owing at the end of the period, less matured interest paid during the period but owing from (29,594)

The accompanying notes to the financial statements are an integral part of this statement.

Dehesa School District

Reconciliation of the Statement of Revenues, Expenditures, and Changes in Fund Balances of
Governmental Funds to the Statement of Activities, Continued
For the Year Ended June 30, 2022

Compensated absences: In governmental funds, compensated absences are measured by the amounts paid during the period. In the statement of activities, compensated absences are measured by the amounts earned. The difference between compensated absences paid and compensated absences earned was:	20,526
Other postemployment benefits (OPEB): In governmental funds, OPEB expenses are recognized when employer OPEB contributions are made. In the statement of activities, OPEB expenses are recognized on the accrual basis. This year, the difference between OPEB expenses and actual employer contributions was:	124,293
Amortization of debt issue premium or discount or deferred gain or loss from debt refunding: In governmental funds, if debt is issued at a premium or at a discount, the premium or discount is recognized as an Other Financing Source or Other Financing Use in the period that it is incurred. In the government-wide statements, the premium or discount, plus any deferred gain or loss from debt refunding, is amortized as interest over the life of the debt. Amortization of debt issue premium or discount, or deferred gain or loss from debt refunding, for the period is:	(19,388)
Pensions: In governmental funds, pension costs are recognized when employer contributions are made. In the statement of activities, pension costs are recognized on the accrual basis. This year, the difference between accrual-basis pension costs and actual employer contributions was:	<u>292,078</u>
Change in net position of governmental activities:	<u><u>\$ (181,273)</u></u>

The accompanying notes to the financial statements are an integral part of this statement.

Dehesa School District

Notes to the Financial Statements

For the Year Ended June 30, 2022

A. Summary of Significant Accounting Policies

Dehesa School District (District) accounts for its financial transactions in accordance with the policies and procedures of the California Department of Education's *California School Accounting Manual*. The accounting policies of the District conform to accounting principles generally accepted in the United States of America (GAAP) as prescribed by the Governmental Accounting Standards Board (GASB) and the American Institute of Certified Public Accountants (AICPA).

1. Reporting Entity

The District operates under a locally elected Board of Education form of government and provides educational services to grades K-8 as mandated by the state. A reporting entity is comprised of the primary government, component units, and other organizations that are included to ensure the financial statements are not misleading. The primary government of the District consists of all funds, departments and agencies that are not legally separate from the District. For the District, this includes general operations, capital facilities funds, debt service funds, and student-related activities.

2. Component Units

Component units are legally separate organizations for which the District is financially accountable. Component units may also include organizations that are fiscally dependent on the District in that the District approves their budget, the issuance of their debt or the levying of their taxes. In addition, component units are other legally separate organizations for which the District is not financially accountable but the nature and significance of the organization's relationship with the District is such that exclusion would cause the District's financial statements to be misleading or incomplete. The District has no component units. Additionally, the District is not a component unit of any other reporting entity as defined by GASB.

3. Basis of Presentation

Government-Wide Statements. The statement of net position and the statement of activities display information about the primary government (the District). These statements include the financial activities of the overall government. Eliminations have been made to minimize the double-counting of internal activities. Governmental activities generally are financed through taxes, intergovernmental revenue, and other non-exchange transactions.

The statement of activities presents a comparison between direct expenses and program revenue for each function of the District's governmental activities. Direct expenses are those that are specifically associated with a program or function and, therefore, are clearly identifiable to a particular function. Indirect expense allocations that have been made in the funds have been reserved for the statement of activities. Program revenues include charges paid by the recipients of the goods or services offered by the programs and grants and contributions that are restricted to meeting of operational or capital requirements of a particular program. Revenues that are not classified as program revenues are presented as general revenues. The comparison of program revenues and expenses identifies the extent to which each program or business segment is self-financing or draws from general revenues of the District.

Dehesa School District

Notes to the Financial Statements, Continued

June 30, 2022

Fund Financial Statements. The fund financial statements provide information about the District's funds. Separate statements for each fund category are presented. The emphasis of fund financial statements is on major governmental funds, each displayed in a separate column. All remaining governmental funds are aggregated and reported as non-major funds.

Governmental funds are used to account for activities that are governmental in nature. Governmental activities are typically tax-supported and include education of pupils, operation of food service programs, construction and maintenance of school facilities, and repayment of long-term debt.

Major Governmental Funds

The District reports the following major governmental funds:

General Fund: The general fund is the primary operating fund of the District. It is used to account for all activities except those that are required to be accounted for in another fund.

Building Fund: The Building Fund exists primarily to account separately for proceeds from the sale of bonds (*Education Code §15146*) and may not be used for any purposes other than those for which the bonds were issued. Other authorized revenues to the Building Fund are proceeds from the sale or lease-with-option-to-purchase of real property (*Education Code §17462*) and revenue from rentals and leases of real property specifically authorized for deposit into the fund by the governing board (*Education Code §41003*).

County School Facilities Fund: This fund is established pursuant to *Education Code §17070.43* to receive apportionments from the 1998 State School Facilities Fund (Proposition 1A), the 2002 State School Facilities Fund (Proposition 47), the 2004 State School Facilities Fund (Proposition 55), the 2006 State School Facilities Fund (Proposition 1D) or the 2016 State School Facilities Fund (Proposition 51). The fund is used primarily to account for new school facility construction, modernization projects, and facility hardship grants as provided in the Leroy F. Green School Facilities Act of 1998 (*Education Code §17070.10 et seq.*).

Non-Major Governmental Funds

The District reports the following non-major governmental funds categorized by the fund type:

Special Revenue Funds: Special revenue funds are used to account for and report the proceeds of specific revenue sources that are restricted or committed to expenditures for specified purposes other than debt service or capital projects. The District maintains the following nonmajor special revenue funds:

Associated Student Body Fund: This fund is used to account separately for the activities of associated student body organizations operated by the District.

Charter School Fund: This fund is used to account separately for the operating activities of District operated charter schools.

Dehesa School District

Notes to the Financial Statements, Continued

June 30, 2022

Child Development Fund: This fund is used to account separately for federal, state, and local revenues to operate child development programs.

Cafeteria Special Revenue Fund: This fund is used to account separately for federal, state, and local resources to operate the food service program (*Education Code §38091 through §38093*). The Cafeteria Special Revenue Fund shall be used only for those expenditures authorized by the governing board as necessary for the operation of the District's food service program (*Education Code §38091 and §38100*).

Capital Projects Funds: Capital projects funds are established to account for financial resources to be used for the acquisition or construction of major capital facilities (other than those financed by proprietary funds and trust funds). The District maintains the following nonmajor capital projects funds:

Capital Facilities Fund: The Capital Facilities Fund is used primarily to account separately for moneys received from fees levied on developers or other agencies as a condition of approving a development (*Education Code §17620 through §17626*). The authority for these levies may be county or city ordinances (*Government Code §65970 through §65981*) or private agreements between the District and the developer. All funds, including interest earned, are restricted to the purposes specified in *Government Code §65970 through §65981* or *Government Code §65995*, or items specified in agreements with the developer (*Government Code §66006*).

Special Reserve Fund for Capital Outlay Projects: This fund exists primarily to provide for the accumulation of general fund moneys for capital outlay purposes (*Education Code §42840*). This fund may also be used to account for any other revenues specifically for capital projects that are not restricted to other capital projects funds. Other authorized resources that may be deposited into this fund are proceeds from the sale or lease-with-option-to-purchase of real property (*Education Code §17462*) and rentals and leases of real property specifically authorized for deposit into the fund by the governing board (*Education Code §41003*).

Debt Service Funds: Debt service funds are established to account for the accumulation of resources for and the payment of principal and interest on general long-term debt. The District maintains the following nonmajor debt service fund:

Bond Interest and Redemption Fund: The Bond Interest and Redemption Fund is used for the repayment of bonds issued for the District (*Education Code §15125 through §15262*). The County of San Diego Auditor maintains control over the District's Bond Interest and Redemption Fund. The principal and interest on the bonds must be paid by the County Treasurer from taxes levied by the County Auditor-Controller.

Dehesa School District

Notes to the Financial Statements, Continued

June 30, 2022

4. Basis of Accounting – Measurement Focus

Government-Wide Financial Statements. The government-wide financial statements are reported using the economic resources measurement focus. The government-wide financial statements are reported using the accrual basis of accounting. Revenues are recorded when earned and expenses are recorded at the time liabilities are incurred, regardless of when the related cash flows take place. Nonexchange transactions, in which the District gives (or receives) value without directly receiving (or giving) equal value in exchange, include property taxes, grants, entitlements, and donations. On an accrual basis, revenue from property taxes is recognized in the fiscal year for which the taxes are levied. Revenue from grants, entitlements, and donations are recognized in the fiscal year in which all eligibility requirements have been satisfied.

Governmental Fund Financial Statements. The governmental funds are reported using the current financial resources measurement focus and the modified accrual basis of accounting. Under this method, revenues are recognized when measurable and available. The District considers all revenues reported in the governmental funds to be available if the revenues are collected within sixty days after year-end. Revenues from local sources consist primarily of property taxes. Property tax revenues and revenues received from the State are recognized under the susceptible-to-accrual concept. Miscellaneous revenues are recorded as revenue when received in cash because they are generally not measurable until actually received. Investment earnings are recorded as earned, since they are both measurable and available. Expenditures are recorded when the related fund liability is incurred, except for principal and interest on general long-term debt, claims and judgments, and compensated absences, which are recognized as expenditures to the extent they have matured. General capital asset acquisitions are reported as expenditures in governmental funds. Proceeds from general long-term debt and acquisitions under capital leases are reported as other financing sources.

When the District incurs an expenditure or expense for which both restricted and unrestricted resources may be used, it is the District's policy to use restricted resources first, then unrestricted resources.

5. Encumbrances

Encumbrance accounting is used in all budgeted funds to reserve portions of applicable appropriations for which commitments have been made. Encumbrances are recorded for purchase orders, contracts, and other commitments when they are written. Encumbrances are liquidated when the commitments are paid or at year end, whichever is sooner.

Dehesa School District

Notes to the Financial Statements, Continued

June 30, 2022

6. Budgets and Budgetary Accounting

Annual budgets are adopted on a basis consistent with generally accepted accounting principles for all governmental funds. By state law, the District's governing board must adopt a final budget no later than July 1st. A public hearing must be conducted to receive comments prior to adoption. The District's governing board has satisfied these requirements.

These budgets are revised by the District's governing board and district superintendent during the year to give consideration to unanticipated income and expenditures.

Formal budgetary integration was used as a management control device during the year for all budgeted funds. The District employs budget control by minor object and by individual appropriation accounts.

7. Revenues and Expenses

a. Revenues – Exchange and Non-Exchange

Revenue resulting from exchange transactions, in which each party gives and receives essentially equal value, is recorded on the accrual basis when the exchange takes place. On a modified accrual basis, revenue is recorded in the fiscal year in which the resources are measurable and become available. Available means that the resources will be collected within the current year or expected to be collected soon enough thereafter, to be used to pay liabilities of the current fiscal year. Generally, available is defined as collectible within 60 days. However, to achieve comparability of reporting among California districts and so as to not distort normal revenue patterns, with specific respect to reimbursement grants and corrections to State-aid apportionments, the California Department of Education has defined available for districts as collectible within one year. The following revenue sources are considered to be both measurable and available at fiscal year-end: State apportionments, property taxes, interest, certain grants, and other local sources.

Non-exchange transactions are transactions in which the District receives value without directly giving equal value in return, including property taxes, certain grants, entitlements, and donations. Revenue from property taxes is recognized in the fiscal year in which the taxes are received. Revenue from certain grants, entitlements, and donations are recognized in the fiscal year in which all eligibility requirements have been satisfied. Eligibility requirements include time and purpose restrictions. On a modified accrual basis, revenue from non-exchange transactions must also be available before it can be recognized.

b. Expenses/Expenditures

On the accrual basis of accounting, expenses are recognized at the time they are incurred. The measurement focus of governmental fund accounting is on decreases in net financial resources (expenditures) rather than expenses. Expenditures are generally recognized in the accounting period in which the related fund liability is incurred, if measurable, and typically paid within 90 days. Principal and interest on long-term obligations, which has not matured, are recognized when paid in the governmental funds as expenditures. Allocations of costs, such as depreciation and amortization, are not recognized in the governmental funds but are recognized in the government-wide financial statements.

Dehesa School District

Notes to the Financial Statements, Continued

June 30, 2022

8. Assets, Deferred Outflows of Resources, Liabilities, Deferred Inflows of Resources, Fund Balance and Net Position

a. Deposits and Investments

Cash balances held in banks and in revolving funds are insured to \$250,000 by the Federal Depository Insurance Corporation (FDIC). All cash held by the financial institutions is fully insured or collateralized. For purposes of the statement of cash flows, highly liquid investments are considered to be cash equivalents if they have a maturity of three months or less when purchased.

In accordance with Education Code §41001, the District maintains substantially all its cash in the San Diego County Treasury. The county pools these funds with those of other districts in the county and invests the cash. These pooled funds are carried at cost, which approximates market value. Interest earned is deposited quarterly into participating funds, except for the Tax Override Funds, in which interest earned is credited to the general fund. Any investment losses are proportionately shared by all funds in the pool.

The county is authorized to deposit cash and invest excess funds by California Government Code §53648 et seq. The funds maintained by the county are either secured by federal depository insurance or are collateralized.

Information regarding the amount of dollars invested in derivatives with San Diego County Treasury was not available.

b. Stores Inventories and Prepaid Expenditures

Inventories are recorded using the purchases method in that the cost is recorded as an expenditure at the time individual inventory items are purchased. Inventories are valued using the first-in/first-out (FIFO) method and consist of expendable supplies held for consumption. Reported inventories are equally offset by a non-spendable fund balance designation, which indicates that these amounts are not “available for appropriation and expenditure” even though they are a component of net current assets.

The District has the option of reporting an expenditure in governmental funds for prepaid items either when purchased or during the benefiting period. The District has chosen to report the expenditures during the benefiting period.

c. Capital Assets

Purchased or constructed capital assets are reported at cost or estimated historical cost. Donated capital assets are recorded at their estimated fair value at the date of the donation. The cost of normal maintenance and repairs that do not add to the value of the asset or materially extend assets’ lives are not capitalized. A capitalization threshold of \$5,000 is used.

Dehesa School District

Notes to the Financial Statements, Continued

June 30, 2022

Capital assets are being depreciated using the straight-line method over the following estimated useful lives:

Asset Class	Estimated Useful Life
Buildings & Improvements	20 - 50 Years
Land Improvements	10 - 25 Years
Equipment	5 - 15 Years

d. Lease Assets & Lease Liabilities

A lease is defined as a contract that conveys control of the right to use another entity’s nonfinancial asset (the underlying asset) as specified in the contract for a period of time in an exchange or exchange-like transaction. Examples of nonfinancial assets include buildings, land, vehicles and equipment. In accordance with GASB Statement 87, the District records lease assets and lease liabilities with a capitalization threshold of \$5,000. Lease assets are amortized over the shorter of the useful life of the underlying asset (as defined in capital assets policy) or the lease term. Lease liabilities are reduced as principal payments on the lease are made.

e. Compensated Absences

Accumulated unpaid employee vacation benefits are recognized as liabilities of the District. The balance of the liabilities is recognized in the government-wide financial statements at year end.

Accumulated sick leave benefits are not recognized as liabilities of the District. The District’s policy is to record sick leave as an operating expense in the period taken since such benefits do not vest nor is payment probable; however, unused sick leave is added to the creditable service period for calculation of retirement benefits when the employee retires.

f. Unearned Revenue

Unearned revenue arises when potential revenue does not meet both the “measurable” and “available” criteria for recognition in the current period or when resources are received by the District prior to the occurrence of qualifying expenditures. In subsequent periods, when both revenue recognition criteria are met, or when the District has a legal claim to the resources, the liability for unearned revenue is removed from the combined balance sheet and revenue is recognized.

g. Interfund Activity

Interfund activity results from loans, services provided, reimbursements or transfers between funds. Loans are reported as interfund receivables and payables as appropriate and are subject to elimination upon consolidation. Services provided, deemed to be at market or near market rates, are treated as revenues and expenditures or expenses. Reimbursements occur when one fund incurs a cost, charges the appropriate benefiting fund and reduces its related cost as a reimbursement. All other interfund transactions are treated as transfers. Transfers in and Transfers Out are netted and presented as a single “Transfers” line on the government-wide statement of activities. Similarly, interfund receivables and payables are netted and presented as a single “Internal Balances” line of the government-wide statement of net position.

Dehesa School District

Notes to the Financial Statements, Continued

June 30, 2022

h. Fund Balances – Governmental Funds

Fund balances of the governmental funds are classified as follows:

Nonspendable Fund Balance represents amounts that cannot be spent because they are either not in spendable form (such as inventory or prepaid items) or legally required to remain intact (such as revolving cash accounts or principal of a permanent fund).

Restricted Fund Balance represents amounts that are subject to externally imposed and legally enforceable constraints. Such constraints may be imposed by creditors, grantors, contributors, or laws or regulations, or may be imposed by law through constitutional provisions or enabling legislation.

Committed Fund Balance represents amounts that can only be used for a specific purpose because of a formal action by the District's governing board. Committed amounts cannot be used for any other purpose unless the governing board removes those constraints by taking the same type of formal action. Committed fund balance amounts may be used for other purposes with appropriate due process by the governing board. Commitments are typically done through adoption and amendment of the budget or resolution. Committed fund balance amounts differ from restricted balances in that the constraints on their use do not come from outside parties, constitutional provisions, or enabling legislation.

Assigned Fund Balance represents amounts which the District intends to use for a specific purpose, but that do not meet the criteria to be classified as restricted or committed. Intent may be stipulated by the governing board or by an official or body to which the governing board delegates the authority. Specific amounts that are not restricted or committed in a special revenue, capital projects, debt service, or permanent fund are assigned for purposes in accordance with the nature of their fund type or the fund's primary purpose. Assignments within the general fund convey that the intended use of those amounts is for a specific purpose that is narrower than the general purposes of the District itself.

Unassigned Fund Balance represents amounts which are unconstrained in that they may be spent for any purpose. Only the general fund reports a positive unassigned fund balance. Other governmental funds might report a negative balance in this classification because of overspending for specific purposes for which amounts had been restricted, committed or assigned.

When an expenditure is incurred for a purpose for which both restricted and unrestricted fund balance is available, the District considers restricted funds to have been spent first. When an expenditure is incurred for which committed, assigned, or unassigned fund balances are available, the District considers amounts to have been spent first out of committed funds, then assigned funds, and finally unassigned funds.

Dehesa School District

Notes to the Financial Statements, Continued

June 30, 2022

i. Minimum Fund Balance Policy

The District maintains a minimum reserve of 5% of general fund expenditures including other financing uses within the general fund. This reserve may be increased from time to time in order to address specific anticipated shortfalls. If necessary, the Special Reserve Fund for Other Than Capital Outlay may also be used to meet the minimum state required reserve level. The minimum reserve shall apply towards the established minimum Reserve for Economic Uncertainties or an amount that meets or exceeds the requirements by law. The District is committed to maintaining a prudent level of financial resources to protect against the need to reduce service levels because of temporary revenue shortfalls or unpredicted expenditures. Because amounts in the nonspendable, restricted, committed, and assigned categories are subject to varying constraints in use, the Reserve for Economic Uncertainties consists of balances that are otherwise unassigned.

j. GASB 54 Fund Presentation

GASB Statement No. 54 defines a special revenue fund as a fund that has a special revenue source that is either restricted or committed to the financing of particular activities, that compose a substantial portion of the inflows of the fund, and that are reasonably expected to continue. The Special Reserve Fund for Other Than Capital Outlay (Fund 17) and the Special Reserve Fund for Postemployment Benefits (Fund 20) do not have continuing revenue sources that are either restricted or committed in nature. As such these funds do not meet the definition of special revenue funds under the provisions of GASB Statement No. 54. The funds have been combined with the general fund for reporting purposes.

k. Deferred Inflows and Deferred Outflows of Resources

Deferred outflows of resources is a consumption of net position that is applicable to a future reporting period. Deferred inflows of resources is an acquisition of net position that is applicable to a future reporting period. Deferred outflows of resources and deferred inflows of resources are recorded in accordance with GASB Statement numbers 63 and 65.

l. Pensions

For purposes of measuring the net pension liability, deferred outflows of resources relating to pension, deferred inflows of resources relating to pension, pension expense, information about the fiduciary net position of the CalPERS Schools Pool Cost-Sharing Multiple-Employer Plan (CalPERS Plan) and CalSTRS Schools Pool Cost-Sharing Multiple Employer Plan (CalSTRS Plan), and additions to/deductions from the CalPERS Plan and CalSTRS Plan fiduciary net positions have been determined on the same basis as they are reported by the CalPERS Financial Office and CalSTRS Financial Office. For this purpose, benefit payments (including refunds of employee contributions) are recognized when currently due and payable in accordance with the benefit terms. Investments are reported at fair value.

Generally accepted accounting principles require that the reported results must pertain to liability and asset information within certain timeframes. For this report, the following time frames are used:

Valuation Date	June 30, 2020
Measurement Date	June 30, 2021
Measurement Period	July 1, 2020 to June 30, 2021

Dehesa School District

Notes to the Financial Statements, Continued

June 30, 2022

m. Postemployment Benefits Other than Pensions (OPEB)

For purposes of measuring the net OPEB liability, deferred outflows of resources related to OPEB and deferred inflows of resources related to OPEB, and OPEB expense have been determined by an independent actuary. For this purpose, benefit payments are recognized when currently due and payable in accordance with the benefit terms.

Generally accepted accounting principles require the reported results must pertain to liability and asset information within certain defined timeframes. For this report the following timeframes are used:

Valuation Date	June 30, 2022
Measurement Date	June 30, 2022
Measurement Period	July 1, 2021 to June 30, 2022

9. Property Taxes

Secured property taxes attach as an enforceable lien on property as of January 1. Taxes are payable in two installments on November 1 and February 1 and become delinquent on December 10 and April 10, respectively. Unsecured property taxes are payable in one installment on or before August 31. The County Auditor-Controller bills and collects the taxes on behalf of the District. Local property tax revenues are recorded when received.

10. Use of Estimates

The preparation of the financial statements in conformity with accounting principles generally accepted in the United States of America requires management to make estimates and assumptions that affect the amounts reported in the financial statements and accompanying notes. Actual results may differ from those estimates.

11. Fair Value Measurements

The District categorizes its fair value measurements within the fair value hierarchy established by generally accepted accounting principles as defined by Governmental Accounting Standards Board (GASB) Statement No. 72. The hierarchy is based on the valuation inputs used to measure the fair value of the asset. The hierarchy is detailed as follows:

Level 1 Inputs:	Quoted prices (unadjusted) in active markets for identical assets or liabilities that a government can access at the measurement date.
Level 2 Inputs:	Inputs other than quoted prices included within Level 1 that are observable for an asset or liability, either directly or indirectly.
Level 3 Inputs:	Unobservable inputs to an asset or liability.

Dehesa School District

Notes to the Financial Statements, Continued

June 30, 2022

12. New Accounting Pronouncements

The District has adopted accounting policies compliant with new pronouncements issued by the Government Accounting Standards Board (GASB) that are effective for the fiscal year ended June 30, 2022. Those newly implemented pronouncements are as follows:

Description	Date Issued
GASB Statement 87, Leases	06/2017
GASB Statement 89, Accounting for Interest Cost Incurred before the End of a Construction Period	06/2018
GASB Statement 92, Omnibus 2020	01/2020
GASB Statement 97, Certain Component Unit Criteria, and Accounting and Financial Reporting for Internal Revenue Code Section 457 Deferred Compensation Plans – an Amendment of GASB Statements 14, 84 and supersession of GASB Statement 32	06/2020
GASB Statement 98, The Annual Comprehensive Financial Report	10/2021
GASB Implementation Guide No. 2019-3, Leases	08/2019
GASB Implementation Guide No. 2020-1, Implementation Guidance Update – 2020	04/2020
GASB Implementation Guide No. 2021-1, Implementation Guidance Update – 2021 (Applicable portions to the 2021-22 fiscal year)	05/2021

The implementation of new accounting guidelines resulted in the following changes during the fiscal year ended June 30, 2022:

- Leases where the District is the lessee were previously accounted for as a current expense in the years the lease payments were made. Under the provisions of GASB Statement No. 87 these leases are recorded on the government wide statement of net position as lease assets which are amortized over the life of the asset or lease (whichever is shorter), and lease liabilities which are reduced over the life of the lease by principal payments.
- Leases where the District is the lessor were previously accounted for as rental income in the year that the rent was collected. Under the provisions of GASB Statement No. 87 these leases are recorded at inception of the lease as a lease receivable and a deferred inflow of resources.

Implementation of these standards did not result in any additional changes to financial accounting or reporting for the District.

Dehesa School District

Notes to the Financial Statements, Continued

June 30, 2022

B. Compliance and Accountability

1. Finance Related Legal and Contractual Provisions

In accordance with GASB Statement No. 38, “Certain Financial Statement Note Disclosures”, violations of finance-related legal and contractual provisions, if any are reported below, along with actions taken to address such violations:

<u>Violation</u>	<u>Action Taken</u>
None Reported	Not Applicable

2. Deficit Fund Balance or Fund Net Position of Individual Funds

The following funds are funds having deficit fund balances or fund net position at year end, if any, along with remarks which address such deficits:

<u>Fund Name</u>	<u>Deficit Amount</u>	<u>Remarks</u>
None	Not Applicable	Not Applicable

C. Fair Value Measurements

The District’s investments at June 30, 2022, categorized within the fair value hierarchy established by generally accepted accounting principles, were as follows:

	<u>Amount</u>	<u>Fair Value Measurement Using</u>		
		<u>Quoted Prices in Active Markets for Identical Assets (Level 1)</u>	<u>Significant Other Observable Inputs (Level 2)</u>	<u>Significant Unobservable Inputs (Level 3)</u>
External investment pools measured at fair value				
San Diego County Treasury	\$ 5,583,198	\$ -	\$ 5,583,198	\$ -
Total investments by fair value level	\$ 5,583,198	\$ -	\$ 5,583,198	\$ -

The District is considered to be an involuntary participant in an external investment pool as the District is required to deposit all receipts and collections of monies with their County Treasurer (Education Code §41001). The fair value of the District’s investments in the pool is reported in the accounting financial statements as amounts based upon the District’s pro-rata share of the fair value provided by the County Treasurer for the entire portfolio (in relation to the amortized cost of the portfolio). The balance available for withdrawal is based on the accounting records maintained by the County Treasurer, which is recorded on the amortized cost basis.

The San Diego County Treasury is not registered with the Securities and Exchange Commission (SEC) as an investment company; however, the County Treasury acts in accordance with investment policies monitored by a Treasury Oversight Committee consisting of members appointed by participants in the investment pool and up to five members of the public having expertise, or an academic background in, public finance. In addition, the County Treasury is audited annually by an independent auditor.

Dehesa School District

Notes to the Financial Statements, Continued

June 30, 2022

D. Cash and Investments

As of June 30, 2022, the District held the following cash and cash equivalents:

	General Fund	Building Fund	County School Facilities Fund	Nonmajor Governmental Funds	Total
Cash In County Treasury	\$ 3,084,124	\$ 824,996	\$ 1,158,173	\$ 632,913	\$ 5,700,206
Fair Market Value Adjustment	(65,444)	(20,384)	(22,120)	(9,060)	(117,008)
Cash In Banks and Revolving Fund	2,707	-	-	7,006	9,713
Total Cash and Cash Equivalents	<u>\$ 3,021,387</u>	<u>\$ 804,612</u>	<u>\$ 1,136,053</u>	<u>\$ 630,859</u>	<u>\$ 5,592,911</u>

1. Cash in County Treasury

In accordance with Education Code §41001, the District maintains substantially all of its cash in the San Diego County Treasury as part of the common investment pool (\$5,700,206 as of June 30, 2022). The fair value of the District's portion of this pool as of that date, as provided by the pool sponsor, was \$5,583,198. Assumptions made in determining the fair value of the pooled investment portfolios are available from the County Treasurer.

2. Cash on Hand, In Banks, and in Revolving Fund

Cash balances on hand and in banks (\$7,006 as of June 30, 2022) and in revolving fund (\$2,707 as of June 30, 2022) are insured up to \$250,000 by the Federal Depository Insurance Corporation (FDIC).

Dehesa School District

Notes to the Financial Statements, Continued

June 30, 2022

3. Investments Authorized by the California Government Code and the District's Investment Policy

The table below identifies the investment types that are authorized for the District by the California Government Code (or the District's investment policy, where more restrictive). The table also identifies certain provisions of the California Government Code (or the District's investment policy where more restrictive) that address interest rate risk, credit risk, and concentration of credit risk. This table does not address investments of debt proceeds held by bond trustee that are governed by the provisions of debt agreements of the District, rather than the general provisions of the California Government Code or the District's investment policy.

<u>Authorized Investment Type</u>	<u>Maximum Remaining Maturity</u>	<u>Maximum Percentage of Portfolio</u>	<u>Maximum Investment in One Issuer</u>
Local Agency Bonds, Notes, Warrants	5 Years	None	None
Registered State Bonds, Notes, Warrants	5 Years	None	None
U.S. Treasury Obligations	5 Years	None	None
U.S. Agency Securities	5 Years	None	None
Banker's Acceptance	180 Days	40%	30%
Commercial Paper	270 Days	25%	10%
Negotiable Certificates of Deposit	5 Years	30%	None
Repurchase Agreements	1 Year	None	None
Reverse Repurchase Agreements	92 Days	20% of Base	None
Medium-Term Corporate notes	5 Years	30%	None
Mutual Funds	N/A	20%	10%
Money Market Mutual Funds	N/A	20%	10%
Mortgage Pass-Through Securities	5 Years	20%	None
County Pooled Investment Funds	N/A	None	None
Local Agency Investment Fund	N/A	None	None
Joint Powers Authority Pools	N/A	None	None

Dehesa School District

Notes to the Financial Statements, Continued

June 30, 2022

4. Analysis of Specific Deposit and Investment Risks

GASB Statement No. 40 requires a determination as to whether the District was exposed to the following specific investment risks at year end and if so, the reporting of certain related disclosures:

a. Credit Risk

Credit risk is the risk that an issuer or other counterparty to an investment will not fulfill its obligations. The county treasury is restricted by Government Code §53635 pursuant to §53601 to invest only in time deposits, U.S. government securities, state registered warrants, notes or bonds, State Treasurer’s investment pool, bankers’ acceptances, commercial paper, negotiable certificates of deposit, and repurchase or reverse repurchase agreements. The ratings of securities by nationally recognized rating agencies are designed to give an indication of risk.

At June 30, 2022, credit risk for the District’s investments was as follows:

<u>Investment Type</u>	<u>Rating</u>	<u>Rating Agency</u>	<u>Amount</u>
County Treasurer's Investment Pool	Unrated	Not Applicable	\$ 5,583,198

b. Custodial Credit Risk

Deposits are exposed to custodial credit risk if they are not covered by depository insurance and the deposits are uncollateralized, collateralized with securities held by the pledging financial institution, or collateralized with securities held by the pledging financial institution’s trust department or agent but not in the District’s name. The California Government Code and the District’s investment policy do not contain legal or policy requirements that would limit the exposure to custodial credit risk for deposits, other than the following provision for deposits: The California Government Code requires that a financial institution secure deposits made by state or local governmental units by pledging securities in an undivided collateral pool held by a depository regulated under state law (unless so waived by the governmental unit). The market value of the pledged securities in the collateral pool must equal at least 110% of the total amount deposited by the public agencies. California law also allows financial institutions to secure deposits by pledging first trust deed mortgage notes having a value of 150% of the secured public deposits.

Investment securities are exposed to custodial credit risk if the securities are uninsured, are not registered in the name of the government, and are held by either the counterparty or the counterparty’s trust department or agent but not in the District’s name.

At June 30, 2022, the District’s bank balances, including revolving cash, did not exceed FDIC insurance limitations and as such were not exposed to custodial credit risk.

Dehesa School District

Notes to the Financial Statements, Continued

June 30, 2022

c. Concentration of Credit Risk

This risk is the risk of loss attributed to the magnitude of a government's investment in a single issuer. The investment policy of the District contains no limitations on the amount that can be invested in any one issuer beyond the amount stipulated by the California Government Code. Investments in any one issuer that represent five percent or more of the total investments are either an external investment pool and are therefore exempt. As such, the District was not exposed to concentration of credit risk.

d. Interest Rate Risk

This is the risk that changes in interest rates will adversely affect the fair value of an investment. Generally, the longer the maturity of an investment, the greater the sensitivity of its fair value to changes in market interest rates. The District maintains pooled investments with the San Diego County Treasury with a fair value of \$5,583,198. The average weighted maturity for this pool was 551 days at June 30, 2022.

e. Foreign Currency Risk

This is the risk that exchange rates will adversely affect the fair value of an investment. At year end, the District was not exposed to foreign currency risk.

5. Investment Accounting Policy

The District is required by GASB Statement No. 31 to disclose its policy for determining which investments, if any, are reported at amortized cost. The District's general policy is to report money market investments and short-term participating interest-earning investment contracts at amortized cost and to report nonparticipating interest-earning investment contracts using a cost-based measure. However, if the fair value of an investment is significantly affected by the impairment of the credit standing of the issuer or by other factors, it is reported at fair value. All other investments are reported at fair value unless a legal contract exists which guarantees a higher value. The term "short-term" refers to investments which have a remaining term of one year or less at time of purchase. The term "nonparticipating" means that the investment's value does not vary with market interest rate changes. Nonnegotiable certificates of deposit are examples of nonparticipating interest-earning investment contracts.

The District's investments in external investment pools are reported at an amount determined by the fair value per share of the pool's underlying portfolio, unless the pool is a 2a7-like, in which case they are reported at share value. A 2a7-like pool is one which is not registered with the Securities and Exchange Commission (SEC) as an investment company, but nevertheless has a policy that it will, and does, operate in a manner consistent with the SEC's Rule 2a7 of the Investment Company Act of 1940.

Dehesa School District

Notes to the Financial Statements, Continued

June 30, 2022

E. Accounts Receivable

There are no significant receivables which are not scheduled for collection within one year of year end. Accounts receivable balances as of June 30, 2022, consisted of:

	Major Governmental Funds			Nonmajor Governmental Funds	Total
	General Fund	Building Fund	County School Facilities Fund		
Federal Government:					
Special Education	\$ 245,534	\$ -	\$ -	\$ -	\$ 245,534
ESSER	185,387	-	-	-	185,387
Other Federal Programs	23,856	-	-	-	23,856
State Government:					
Special Education	46,861	-	-	-	46,861
Other State Programs	15,727	-	-	-	15,727
Local Sources					
Charter Schools Oversight Fees	378,112	-	-	-	378,112
Charter Schools Overpayments	230,990	-	-	-	230,990
Interest	6,071	1,310	2,730	1,008	11,119
Other Local Sources	9,403	-	-	8,427	17,830
Total Accounts Receivable	<u>\$ 1,141,941</u>	<u>\$ 1,310</u>	<u>\$ 2,730</u>	<u>\$ 9,435</u>	<u>\$ 1,155,416</u>

Dehesa School District

Notes to the Financial Statements, Continued

June 30, 2022

F. Capital Assets

Capital asset activity for the year ended June 30, 2022, was as follows:

Governmental activities:	Beginning Balances	Increases	Decreases	Ending Balances
Capital assets not being depreciated:				
Land	\$ 3,000	\$ -	\$ -	\$ 3,000
Work in progress	204,805	242,670	204,805	\$ 242,670
Total capital assets not being depreciated	<u>207,805</u>	<u>242,670</u>	<u>204,805</u>	<u>245,670</u>
Capital assets being depreciated:				
Land improvements	496,882	34,950	-	531,832
Buildings and improvements	7,318,069	245,266	-	7,563,335
Equipment	932,482	-	-	932,482
Total capital assets being depreciated	<u>8,747,433</u>	<u>280,216</u>	<u>-</u>	<u>9,027,649</u>
Less accumulated depreciation for:				
Land improvements	(96,616)	(25,252)	-	(121,868)
Buildings and improvements	(2,495,461)	(177,755)	-	(2,673,216)
Equipment	(826,878)	(24,710)	-	(851,588)
Total accumulated depreciation	<u>(3,418,955)</u>	<u>(227,717)</u>	<u>-</u>	<u>(3,646,672)</u>
Total capital assets being depreciated, net	<u>5,328,478</u>	<u>52,499</u>	<u>-</u>	<u>5,380,977</u>
Governmental activities capital assets, net	<u>\$ 5,536,283</u>	<u>\$ 295,169</u>	<u>\$ 204,805</u>	<u>\$ 5,626,647</u>

Depreciation was charged to functions as follows:

Instruction	\$ 180,124
Instruction-Related Services	5,465
Pupil Services	29,603
General Administration	2,505
Plant Services	10,020
	<u>\$ 227,717</u>

Dehesa School District

Notes to the Financial Statements, Continued

June 30, 2022

G. Interfund Balances & Activities

1. Interfund Receivables and Payables (Due To and From Other Funds)

Balances due to and due from other funds at June 30, 2022, consisted of the following:

<u>Interfund Receivable (Due From Other Funds)</u>	<u>Interfund Payable (Due To Other Funds)</u>	<u>Amount</u>	<u>Purpose</u>
General Fund	Nonmajor Governmental Funds	\$ 614	Reimbursement of expenditures
Nonmajor Governmental Funds	General Fund	28,129	Program contribution
	Total	<u>\$ 28,743</u>	

2. Transfers To and From Other Funds

Transfers to and from other funds at June 30, 2022, consisted of the following:

<u>Transfers In</u>	<u>Transfers Out</u>	<u>Amount</u>	<u>Purpose</u>
Nonmajor Governmental Funds	General Fund	\$ 46,000	Program contribution
	Total	<u>\$ 46,000</u>	

H. Accounts Payable

Accounts payable balances as of June 30, 2022, consisted of:

	<u>Major Governmental Funds</u>				<u>Total</u>
	<u>General Fund</u>	<u>Building Fund</u>	<u>County School Facilities Fund</u>	<u>Nonmajor Governmental Funds</u>	
Vendors payable	\$ 1,277,210	\$ -	\$ 10,088	\$ 2,115	\$ 1,289,413
Payroll and related benefits	5,609	-	-	-	5,609
Charter schools in-lieu of property tax	1,017,851	-	-	-	1,017,851
Total Accounts Payable	<u>\$ 2,300,670</u>	<u>\$ -</u>	<u>\$ 10,088</u>	<u>\$ 2,115</u>	<u>\$ 2,312,873</u>

I. Unearned Revenue

Unearned revenue as of June 30, 2022, consisted of:

	<u>General Fund</u>
Federal Programs:	
Expanded Learning Opportunitites	\$ 10,332
State Programs:	
Child Development	29,063
Total Unearned Revenue	<u>\$ 39,395</u>

Dehesa School District

Notes to the Financial Statements, Continued

June 30, 2022

J. Short Term Debt Activity

The District accounts for short-term debts for maintenance purposes through the General Fund. The proceeds from loans are shown in the financial statements as other financing sources. The District did not issue any short-term debt during the fiscal year ended June 30, 2022.

K. Fund Balance Classifications of the Governmental Funds

Ending fund balance classifications of the governmental funds for the year ended June 30, 2022, consisted of:

	Major Governmental Funds			Nonmajor Governmental Funds	Total
	General Fund	Building Fund	County School Facilities Fund		
Nonspendable Fund Balance					
Revolving Cash	\$ 2,707	\$ -	\$ -	\$ -	\$ 2,707
Total Nonspendable Fund Balance	<u>2,707</u>	<u>-</u>	<u>-</u>	<u>-</u>	<u>2,707</u>
Restricted Fund Balance					
Capital Projects	-	805,922	1,128,695	24,529	1,959,146
Debt Service	-	-	-	191,282	191,282
Educational Programs	184,521	-	-	4,119	188,640
Other Purposes	8,503	-	-	50,154	58,657
Total Restricted Fund Balance	<u>193,024</u>	<u>805,922</u>	<u>1,128,695</u>	<u>270,084</u>	<u>2,397,725</u>
Assigned Fund Balance					
Capital Projects	-	-	-	259,871	259,871
Educational Programs	-	-	-	135,739	135,739
Other Post Employment Benefits	702,383	-	-	-	702,383
Other Purposes	211,592	-	-	-	211,592
Total Assigned Fund Balance	<u>913,975</u>	<u>-</u>	<u>-</u>	<u>395,610</u>	<u>1,309,585</u>
Unassigned Fund Balance					
For Economic Uncertainty	686,042	-	-	-	686,042
Total Unassigned Fund Balance	<u>686,042</u>	<u>-</u>	<u>-</u>	<u>-</u>	<u>686,042</u>
Total Fund Balance	<u>\$ 1,795,748</u>	<u>\$ 805,922</u>	<u>\$ 1,128,695</u>	<u>\$ 665,694</u>	<u>\$ 4,396,059</u>

Dehesa School District

Notes to the Financial Statements, Continued

June 30, 2022

L. Long Term Obligations

1. Long-Term Obligation Activity

Long-term obligations include debt and other long-term liabilities. Changes in long-term obligations for the year ended June 30, 2022, are as follows:

	Beginning Balance	Increases	Decreases	Ending Balance	Due Within One Year
<u>Governmental Activities:</u>					
General Obligation Bonds					
Principal Balance	\$ 4,505,016	\$ 4,594,996	\$ 3,418,466	\$ 5,681,546	\$ 99,311
Accreted Interest	203,086	41,620	75,253	169,453	8,819
Bond Premium	278,146	59,425	76,801	260,770	1,394
Total GO Bonds	<u>4,986,248</u>	<u>4,696,041</u>	<u>3,570,520</u>	<u>6,111,769</u>	<u>109,524</u>
Net OPEB Liability	103,049	-	100,816	2,233	-
Net Pension Liability	2,647,487	-	1,461,876	1,185,611	-
Legal Settlement Payable	68,500	-	-	68,500	13,700
Compensated Absences	54,108	-	20,526	33,582	33,582
Total Governmental Activities	<u>\$ 7,859,392</u>	<u>\$ 4,696,041</u>	<u>\$ 5,153,738</u>	<u>\$ 7,401,695</u>	<u>\$ 156,806</u>

*Other long-term liabilities

- Payments for general obligation bonds are made from the bond interest and redemption fund.
- Payments for pension contributions are made from the general fund.
- Payments for OPEB contributions are made from the general fund.
- Payments for compensated absences are made from the general fund.

Dehesa School District

Notes to the Financial Statements, Continued

June 30, 2022

2. General Obligation Bonds

The District's bonded debt consists of various issues of general obligation bonds that are generally callable with interest payable semiannually. Bond proceeds pay primarily for acquiring or constructing capital facilities. The District repays general obligation bonds from voter-approved property taxes.

On November 2, 2010, registered voters authorized the issuance of \$5,500,000 principal amount of general obligation bonds. On November 6, 2012, registered voters reauthorized the issuance of \$3,000,000 principal amount of general obligation bonds. There are no available amounts available for issuance as of June 30, 2022.

General obligation bonds at June 30, 2022 consisted of the following:

	<u>Date of Issue</u>	<u>Interest Rate</u>	<u>Maturity Date</u>	<u>Amount of Original Issue</u>
2010 Election, Series A	07/12/12	3.00-5.25%	08/01/43	\$ 2,499,852
2012 Election, Series A	05/20/14	3.75-5.50%	08/01/44	2,170,992
2022 Refunding Bonds	05/04/22	2.55%	08/01/43	2,110,000
2022 Refunding Bonds, Series A	05/04/22	3.255%	08/01/44	1,365,000
2022 Refunding Bonds, Series B	05/04/22	2.788%	08/01/44	295,000
2012 Election, Series B	04/24/22	1.50 - 6.00%	02/01/47	824,996
				<u>\$ 9,265,840</u>
	<u>Beginning Balance</u>	<u>Increases</u>	<u>Decreases</u>	<u>Ending Balance</u>
2010 Election, Series A				
Principal	\$ 2,369,852	\$ -	\$ 1,985,000	\$ 384,852
Premium	158,670	-	7,983	150,687
Accreted Interest	86,260	21,201	-	107,461
2012 Election, Series A				
Principal	2,135,164	-	1,408,466	726,698
Premium	119,476	-	67,017	52,459
Accreted Interest	116,826	20,419	75,253	61,992
2022 Refunding Bonds				
Principal	-	2,110,000	-	2,110,000
2022 Refunding Bonds, Series A				
Principal	-	1,365,000	-	1,365,000
2022 Refunding Bonds, Series B				
Principal	-	295,000	-	295,000
2012 Election, Series B				
Principal	-	824,996	25,000	799,996
Premium	-	59,425	1,801	57,624
Total GO Bonds	<u>\$ 4,986,248</u>	<u>\$ 4,696,041</u>	<u>\$ 3,570,520</u>	<u>\$ 6,111,769</u>

Dehesa School District

Notes to the Financial Statements, Continued

June 30, 2022

The annual requirements to amortize the bonds outstanding at June 30, 2022 are as follows:

Year Ended June 30,	Principal	Interest	Accreted Interest	Total
2023	\$ 99,311	\$ 142,521	\$ 5,689	\$ 247,521
2024	104,595	139,926	5,405	249,926
2025	104,286	137,167	10,714	252,167
2026	121,310	134,385	13,690	269,385
2027	127,968	131,270	17,032	276,270
2028-2032	790,115	606,971	88,996	1,486,082
2033-2037	937,070	504,585	439,496	1,881,151
2038-2042	1,808,043	305,929	109,056	2,223,028
2043-2047	1,423,848	66,687	567,490	2,058,025
2048-2052	165,000	8,663	-	173,663
	<u>\$ 5,681,546</u>	<u>\$ 2,178,104</u>	<u>\$ 1,257,568</u>	<u>\$ 9,117,218</u>

Accreted Interest

Amounts represented in the repayment schedule for accreted interest are reflective of 100% of amounts to be repaid. Amounts represented as accreted interest in the debt summary are reflective of amounts that have accrued as of June 30, 2022.

Accreted interest is the process of systematically increasing the carrying amount of capital appreciation bonds to their estimated value at the maturity date of the bond. The District imputes the effective interest rate, using the present value, the face value, and the period of the bond and multiplies the effective interest rate by the book value of the debt at the end of the period.

Premium

Bond premium arises when the market rate of interest is higher than the stated interest rate on the bond. Generally Accepted Accounting Principles (GAAP) require that the premium increase the face value of the bond and then amortize the premium over the life of the bond.

Effective interest on general obligation bonds issued at a premium are as follows:

	2010 Election, Series A	2012 Election, Series A	2012 Election, Series B
Total Interest Payments	\$ 3,075,100	\$ 2,659,700	\$ 1,028,375
Less Bond Premium	(223,578)	(156,719)	(59,425)
Net Interest Payments	<u>\$ 2,851,522</u>	<u>\$ 2,502,981</u>	<u>\$ 968,950</u>
PAR Amount of Bonds	\$ 2,499,582	\$ 2,170,992	\$ 824,996
Periods	30	30	27
Effective Interest Rate	3.80%	3.84%	4.35%

Dehesa School District

Notes to the Financial Statements, Continued

June 30, 2022

Refunding Results

During the 2021-22 fiscal year the District issued 2022 Refunding Bonds to partially refund the 2010 Election, Series A Bonds and the 2022 Refunding Bonds Series A and Series B to partially refund the 2012 Election, Series A Bonds. The issuance of the refunding bonds resulted in accounting gain/(loss) as follows:

New Bonds:	2022 Refunding Bonds	2022 Refunding Series A & B
Partial Refunding of:	2010 Election Series A	2012 Election Series A
Net Carrying Amount of Debt:		
Par Value of Old Debt	\$ 1,960,000	\$ 1,392,179
Unamortized Premium of Old Debt	175,295	100,498
Interest Accretion on Old Debt	-	79,795
Maturity Value of Old Debt	<u>\$ 2,135,295</u>	<u>\$ 1,572,472</u>
Reacquisition Price:		
Face Value of New Debt	<u>\$ 2,110,000</u>	<u>\$ 1,660,000</u>
Gain or (Loss) on Refunding	<u>\$ 25,295</u>	<u>\$ (87,528)</u>

The refundings resulted in economic gains as follows:

	2010 Election Series A	2012 Election Series A
Prior Debt Service Payments	\$ 3,565,200	\$ 3,004,967
New Debt Service Payments	<u>2,889,023</u>	<u>2,532,835</u>
Decrease in Debt Service Payments	676,177	472,132
Discount to Present Value (2.5501706%)	<u>(192,856)</u>	<u>(175,220)</u>
Economic Gain On Refunding	<u>\$ 483,321</u>	<u>\$ 296,912</u>

Dehesa School District

Notes to the Financial Statements, Continued

June 30, 2022

3. Legal Settlement

In January 2021, the District entered into a legal agreement and release with a court appointed receiver to repay a settlement obligation related to charges and overpayment received under Education Code 74613 arising out of its authorization with involved charter schools and the fees charged.

The District will transfer funds to the court appointed receiver in the amount of \$68,500 payable over five years in increments of \$13,700. Each payment is due annually on or before September 1, of each year beginning September 1, 2022 with the final payment due September 1, 2026. The District agrees that the court appointed receiver may transfer the right to receive the funds to a third party, including without limitation to the state, as the court appointed receiver determines.

The payments under the agreement are as follows:

Year Ended June 30,	Principal
2023	\$ 13,700
2024	13,700
2025	13,700
2026	13,700
2027	13,700
Total	<u>\$ 68,500</u>

4. Compensated Absences

Total unpaid employee compensated absences as of June 30, 2022, amounted to \$33,582. This amount is included as part of long-term liabilities in the government-wide financial statements.

5. Net Pension Liability

The District's beginning net pension liability was \$2,647,487 and decreased by \$1,461,876 during the year ended June 30, 2022 for an ending net pension liability of \$1,185,611. See Note M for additional information regarding the net pension liability.

6. Net OPEB Liability

The District's beginning net OPEB liability was \$103,049 and decreased by \$100,816 during the year ended June 30, 2022 for an ending net OPEB liability of \$2,233. See Note N for additional information regarding the net OPEB liability.

Dehesa School District

Notes to the Financial Statements, Continued

June 30, 2022

M. Pension Plans

1. General Information about the Pension Plans

a. Plan Descriptions

Qualified employees are covered under multiple-employer defined benefit pension plans maintained by agencies of the State of California. Certificated employees are members of the California State Teachers' Retirement System (CalSTRS) and classified employees are members of the California Public Employees' Retirement System (CalPERS). Benefit provisions under the Plans are established by State statute and Local Government resolution. Support by the State for the CalSTRS plan is such that the plan has a special funding situation as defined by GASB Statement No. 68. CalSTRS and CalPERS issue publicly available reports that include a full description of the pension plans regarding benefit provisions, assumptions and membership information that can be found on their respective websites.

b. Benefits Paid

CalSTRS and CalPERS provide service retirement and disability benefits, annual cost of living adjustments and death benefits to plan members. Benefits are based on years of credited service, equal to one year of full-time employment. Members with five years of total service are eligible to retire at 62 for normal benefits or at age 55 with statutorily reduced benefits. Employees hired prior to January 1, 2013 are eligible to retire at age 60 for normal benefits or at age 55 with statutorily reduced benefits. All members are eligible for non-duty disability benefits after 10 years of service. All members are eligible for death benefits after one year of total service.

The Plan's provisions and benefits in effect at June 30, 2022 are summarized as follows:

	CalSTRS	
	Before Jan. 1, 2013	After Jan. 1, 2013
Hire Date		
Benefit Formula	2% at 60	2% at 62**
Benefit Vesting Schedule	5 Years	5 Years
Benefit Payments	Monthly for life	Monthly for life
Retirement Age	55-60	55-62
Monthly Benefits as a % of Eligible Compensation	1.1 - 2.4%	1.0 - 2.4%*
Required Employee Contribution Rates (2021-22)	10.250%	10.205%
Required Employer Contribution Rates (2021-22)	16.920%	16.920%
Required State Contribution Rates (2021-22)	10.828%	10.828%

*Amounts are limited to 120% of Social Security Wage Base.

**The contribution rate for CalSTRS 2% at 62 members is based, in part, on the normal cost of benefits and may increase or decrease in future years.

Dehesa School District

Notes to the Financial Statements, Continued

June 30, 2022

	CalPERS	
	Before Jan. 1, 2013	After Jan. 1, 2013
Hire Date		
Benefit Formula	2% at 60	2% at 62**
Benefit Vesting Schedule	5 Years	5 Years
Benefit Payments	Monthly for life	Monthly for life
Retirement Age	50-62	52-67
Monthly Benefits as a % of Eligible Compensation	1.1 - 2.5%	1.0 - 2.5%*
Required Employee Contribution Rates (2021-22)	7.000%	7.000%
Required State Contribution Rates (2021-22)	22.910%	22.910%

*Amounts are limited to 120% of Social Security Wage Base

**The rate imposed on CalPERS 2% at 62 members is based on the normal cost of benefits.

c. Contributions

CalSTRS

For the fiscal year ended June 30, 2022, California Education Code §22950 requires members to contribute monthly to the system 10.205% (if hired on or after January 1, 2013) or 10.25% (if hired before January 1, 2013) of the creditable compensation upon which members' contributions under this part are based. In addition, the employer required rates established by the CalSTRS board have been established at 16.92% of creditable compensation for the fiscal year ended June 30, 2022. Beginning in the fiscal year ending on June 30, 2022, and for each fiscal year thereafter, the CalSTRS Board has the authority to increase or decrease percentages paid specific to reflect the contribution required to eliminate by June 30, 2046, the remaining unfunded actuarial obligation with respect to service credited to members before July 1, 2014, as determined by the Board based upon a recommendation from its actuary. Those adjustments are limited to 1% annually, not to exceed 20.25% of creditable compensation. For 2021-22, the employer rate reflects a 2.18% reduction from the rate that was originally required in the funding plan.

CalPERS

California Public Employees' Retirement Law §20814(c) requires that the employer contribution rates for all public employers be determined on an annual basis by the actuary and shall be effective on July 1 following notice of a change in the rate. The CalPERS Board retains the authority to amend contribution rates. The total plan contributions are determined through CalPERS annual actuarial valuation process. The actuarially determined rate is the estimated amount necessary to finance the costs of benefits earned by employees during the year, with an additional amount to finance any unfunded accrued liability. The employer is required to contribute the difference between the actuarially determined rate and the contribution rate of the employees. For the fiscal year ended June 30, 2022, the employee contribution rate was 7.00% and the employer contribution rate was 22.910% of covered payroll. For 2021-22, the employer rate reflects a 2.16% reduction from the rate originally adopted by the board on April 20, 2021, due to an amendment of Government Code §20825.2.

Dehesa School District

Notes to the Financial Statements, Continued

June 30, 2022

On Behalf Payments

Consistent with California Education Code §22955.1, the State of California makes contributions to CalSTRS on behalf of employees working for the District. For the fiscal year ended June 30, 2022 the State contributed 10.828% of salaries creditable to CalSTRS. Consistent with the requirements of generally accepted accounting principles, the District has recorded these contributions as revenue and expense in the fund financial statements (current financial resources measurement focus). The government-wide financial statements have recorded revenue and expense for pension expense paid on behalf of the District (economic resources measurement focus). Contributions reported for on behalf payments are based on the District's proportionate share of the States contribution for the fiscal year. Contributions made by the state on behalf of the District and the State's pension expense associated with District employees for the past three fiscal years are as follows:

CalSTRS			
Year Ended June 30,	On Behalf Contribution Rate	On Behalf Contribution Amount	On Behalf Pension Expense
2020	10.328%	\$ 92,109	\$ 29,117
2021	10.328%	92,181	64,826
2022	10.828%	71,150	10,483

The State contributed an additional \$1.1 Billion to CalSTRS during the 2019-20 fiscal year and \$297 Million to CalSTRS during the 2020-21 fiscal year as a continuing settlement associated with SB90.

d. Contributions Recognized

For the fiscal year ended June 30, 2022 (measurement period June 30, 2021), the contributions recognized for each plan were:

	Governmental Fund Financial Statements (Current Financial Resources Measurement Focus)		
	CalSTRS	CalPERS	Total
Contributions - Employer	\$ 107,777	\$ 136,702	\$ 244,479
Contributions - State On Behalf Payments	10,483	-	10,483
Total Governmental Funds	<u>\$ 118,260</u>	<u>\$ 136,702</u>	<u>\$ 254,962</u>
	Government-Wide Financial Statements (Economic Resources Measurement Focus)		
	CalSTRS	CalPERS	Total
Contributions - Employer	\$ 98,848	\$ 106,698	\$ 205,546
Contributions - State On Behalf Payments	92,181	-	92,181
Total Government-Wide	<u>\$ 191,029</u>	<u>\$ 106,698</u>	<u>\$ 297,727</u>

Dehesa School District

Notes to the Financial Statements, Continued

June 30, 2022

2. Pension Liabilities, Pension Expenses, and Deferred Outflows/Inflows of Resources Related to Pensions

As of June 30, 2021 (measurement date) the District reported net pension liabilities for its proportionate share of the net pension liability of each plan as follows:

	Proportionate Share of the Net Pension Liability		
	CalSTRS	CalPERS	Total
Governmental Activities	\$ 460,078	\$ 725,533	\$ 1,185,611

The District's net pension liability for each Plan is measured as the proportionate share of the total net pension liability. The net pension liability of each of the Plans is measured as of June 30, 2021. The total pension liability for each Plan used to calculate the net pension liability was determined by an actuarial valuation as of June 30, 2020 rolled forward to measurement date June 30, 2021 using standard update procedures. The District's proportion of the net pension liability was based on a projection of the District's long-term share of contributions to the pension plans relative to the projected contributions of all participating employers, as actuarially determined.

The District's proportionate share of the net pension liability for each Plan as of June 30, 2021 and June 30, 2022 were as follows:

	CalSTRS		Total For District Employees	CalPERS
	District's Proportionate Share	State's Proportionate Share*		District's Proportionate Share
<u>Governmental Activities</u>				
Proportion June 30, 2021	0.00140%	0.00090%	0.00230%	0.00410%
Proportion June 30, 2022	0.00100%	0.00080%	0.00180%	0.00360%
Change in Proportion	-0.00040%	-0.00010%	-0.00050%	-0.00050%

*Represents State's Proportionate Share on behalf of District employees.

a. Pension Expense

	Governmental Activities		
	CalSTRS	CalPERS	Total
Change in Net Pension Liability (Asset)	\$ (925,721)	\$ (536,155)	\$ (1,461,876)
State On Behalf Pension Expense	10,483	-	10,483
Employer Contributions to Pension Expense	107,777	136,702	244,479
Change in Contributions Subsequent to Measurement Date	(8,929)	(30,004)	(38,933)
Change in Other Deferred Outflows/Inflows of Resources	702,551	506,180	1,208,731
Total Pension Expense - Governmental	\$ (113,839)	\$ 76,723	\$ (37,116)

Dehesa School District

Notes to the Financial Statements, Continued

June 30, 2022

b. Deferred Outflows and Inflows of Resources

At June 30, 2022, The District reported deferred outflows of resources and deferred inflows of resources related to pensions from the following sources:

	Deferred Outflows of Resources		
	CalSTRS	CalPERS	Total
<u>Governmental Activities</u>			
Pension contributions subsequent to measurement date	\$ 107,777	\$ 136,702	\$ 244,479
Differences between actual and expected experience	1,444	25,075	26,519
Changes in assumptions	70,794	-	70,794
Changes in employer's proportionate share	137,125	70,390	207,515
Total Deferred Outflows of Resources	<u>\$ 317,140</u>	<u>\$ 232,167</u>	<u>\$ 549,307</u>
	Deferred Inflows of Resources		
	CalSTRS	CalPERS	Total
<u>Governmental Activities</u>			
Differences between actual and expected experience	\$ 58,379	\$ 1,711	\$ 60,090
Changes in employer's proportionate share	533,900	143,702	677,602
Net difference between projected and actual earnings	346,816	273,124	619,940
Total Deferred Inflows of Resources	<u>\$ 939,095</u>	<u>\$ 418,537</u>	<u>\$ 1,357,632</u>

Pension contributions made subsequent to the measurement date reported as deferred outflows of resources will be recognized as a portion of pension expense in the year ended June 30, 2023. The remaining amounts reported as deferred outflows or deferred inflows of resources will be recognized as an increase or decrease to pension expense over a five-year period. Pension expense resulting from deferred outflows and deferred inflows of resources will be recognized as follows:

Year Ended June 30,	Governmental Activities				
	Deferred Outflows of Resources		Deferred Inflows of Resources		Net Effect on Expenses
	CalSTRS	CalPERS	CalSTRS	CalPERS	
2023	\$ 209,306	\$ 184,827	\$ (263,080)	\$ (112,104)	\$ 18,949
2024	101,527	35,405	(233,759)	(96,305)	(193,132)
2025	2,102	11,935	(237,454)	(99,305)	(322,722)
2026	2,102	-	(193,102)	(110,823)	(301,823)
2027	2,103	-	(6,835)	-	(4,732)
Thereafter	-	-	(4,865)	-	(4,865)
Total	<u>\$ 317,140</u>	<u>\$ 232,167</u>	<u>\$ (939,095)</u>	<u>\$ (418,537)</u>	<u>\$ (808,325)</u>

Dehesa School District

Notes to the Financial Statements, Continued

June 30, 2022

c. Actuarial Assumptions

Total pension liabilities for the fiscal year ended June 30, 2022, were based on actuarial valuations determined using the following actuarial assumptions:

	CalSTRS	CalPERS
Fiscal Year	June 30, 2022	June 30, 2022
Measurement Date	June 30, 2021	June 30, 2021
Valuation Date	June 30, 2020	June 30, 2020
Actuarial Cost Method	Entry Age Normal	Entry Age Normal
Experience Study Period	2015 - 2018	1997 - 2015
Actuarial Assumptions:		
Discount Rate	7.10%	7.15%
Inflation	2.75%	2.50%
Wage Growth	3.50%	(3)
Investment Rate of Return	7.10%	7.15%
Post Retirement Benefit Increase	(1)	(4)
Mortality	(2)	(5)

- (1) CalSTRS post-retirement benefit increases assumed at 2% simple (annually) maintaining 85% purchasing power level.
- (2) CalSTRS base mortality tables are custom tables derived to best fit the patterns of mortality among CalSTRS members. The projection scale was set to equal 110% of the ultimate improvement factor from the Mortality Improvement Scale (MP-2019) table issued by the Society of Actuaries.
- (3) Varies by entry age and service.
- (4) CalPERS post retirement benefit increases assumes 2.00% until PPPA floor on purchasing power applies, 2.50% thereafter.
- (5) CalPERS mortality table was developed based on CalPERS specific data. The table includes 15 years of mortality improvement using the Society of Actuaries 90% of scale MP-2016. For more details on this table, please refer to the December 2017 experience study report (based on CalPERS demographic data from 1997 to 2015) that can be found on the CalPERS website.

Dehesa School District

Notes to the Financial Statements, Continued

June 30, 2022

d. Discount Rate

The discount rate used to measure the total pension liability was 7.10% for CalSTRS and 7.15% for CalPERS. The projection of cash flows used to determine the discount rates assumed the contributions from the plan members, employers, and state contributing agencies (where applicable) will be made at statutory contribution rates. To determine whether the District bond rate should be used in the calculation of a discount rate for each plan, CalSTRS and CalPERS stress tested plans that would most likely result in a discount rate that would be different from the actuarially assumed discount rate. Based on the testing, none of the tested plans run out of assets. Therefore, the current discount rates are adequate, and the use of the discount bond rate calculations is not necessary for either plan. The stress test results are presented in detailed reports that can be obtained from CalPERS and CalSTRS respective websites.

The CalPERS discount rate was increased from 7.50% to 7.65% at measurement date June 30, 2015 (Fiscal year June 30, 2016) to correct for an adjustment to exclude administrative expenses. Subsequently CalPERS discount rate was decreased from 7.65% to 7.15% at measurement date June 30, 2017 (Fiscal year June 30, 2018) to adjust for changes resulting from actuarially determined amounts.

The CalSTRS discount rate was adjusted from 7.60% to 7.10% for measurement date June 30, 2017 (Fiscal year June 30, 2018) to adjust for changes resulting from a new actuarial experience study.

According to Paragraph 30 of GASB Statement No. 68, the long-term discount rate should be determined without reduction for pension plan administrative expense. The investment return assumption used in the accounting valuation is net of administrative expenses. Administrative expenses are assumed to be 15 basis points. Using this lower discount rate has resulted in a slightly higher total pension liability and net pension liability. CalSTRS and CalPERS checked the materiality threshold for the difference in calculation and did not find it to be a material difference.

CalSTRS and CalPERS are scheduled to review actuarial assumptions as part of their regular Asset Liability Management (ALM) review cycle. CalSTRS completed their ALM November 2019 with new policies in effect on July 1, 2021. CalPERS completed their ALM in 2018 with new policies in effect on July 1, 2018. Both CalSTRS and CalPERS conduct new ALM's every 4 years.

The long-term expected rate of return on pension plan investments was determined using a building-block method in which best-estimate ranges of expected future real rates of return (expected returns, net of pension plan investment expense and inflation) are developed for each major asset class.

In determining the long-term expected rate of return, CalSTRS and CalPERS took into account both short-term and long-term market return expectations as well as the expected pension fund cash flows. Using historical returns of all the funds' asset classes, expected compound returns were calculated over the short-term (first 10 years) and long-term (11-60 years) using a building block approach. Using the expected nominal returns for both short-term and long-term, the present value of benefits was calculated for each fund. The expected rate of return was set by calculating the single equivalent expected return that arrived at the same present value of benefits for cash flows as the one calculated using both short-term and long-term returns. The expected rate of return was then set equivalent to the single equivalent rate calculated above and rounded down to the nearest quarter of one percent.

Dehesa School District

Notes to the Financial Statements, Continued

June 30, 2022

The tables below reflect the long-term expected real rate of return by asset class. The rate of return was calculated using capital market assumptions applied to determine the discount rate and asset allocation. These rates of return are net of administrative expenses.

CalSTRS		
<u>Asset Class</u>	<u>Assumed Asset Allocation</u>	<u>Long-Term Expected Real Rate of Return*</u>
Public Equity	42.00%	4.80%
Real Estate	15.00%	3.60%
Private Equity	13.00%	6.30%
Fixed Income	12.00%	1.30%
Risk Mitigating Strategies	10.00%	1.80%
Inflation Sensitive	6.00%	3.30%
Cash/Liquidity	2.00%	-0.40%
*20 year average		

CalPERS			
<u>Asset Class⁽¹⁾</u>	<u>Assumed Asset Allocation</u>	<u>Real Return Years 1 - 10^(2,4)</u>	<u>Real Return Years 11+^(3,4)</u>
Global Equity	50.00%	4.80%	5.98%
Fixed Income	28.00%	1.00%	2.62%
Inflation Assets	0.00%	0.77%	1.81%
Private Equity	8.00%	6.30%	7.23%
Real Assets	13.00%	3.75%	4.93%
Liquidity	1.00%	0.00%	-0.92%

(1) In the basic financial statements, fixed income is included in global debt securities; liquidity is included in short term investments; inflation assets are included in both global equity securities and global debt securities.

(2) An expected inflation of 2.00% is used for this period.

(3) An expected inflation of 2.92% is used for this period

(4) Figures are based on the previous ALM of 2017

Dehesa School District

Notes to the Financial Statements, Continued

June 30, 2022

e. Sensitivity to Proportionate Share of the Net Pension Liability to Changes in the Discount Rate

The following represents the District's proportionate share of the net pension liability for each Plan, calculated using the discount rate for each Plan, as well as what the District's proportionate share of the net pension liability would be if it were calculated using a discount rate that is 1 percentage point lower or 1 percentage point higher than the current rate:

	<u>CalSTRS</u>	<u>CalPERS</u>
1% Decrease	6.10%	6.15%
Net Pension Liability	\$ 936,570	\$ 1,223,350
Current Discount Rate	7.10%	7.15%
Net Pension Liability	\$ 460,078	\$ 725,533
1% Increase	8.10%	8.15%
Net Pension Liability	\$ 64,613	\$ 312,237

Dehesa School District

Notes to the Financial Statements, Continued

June 30, 2022

1. Total Pension Liability, Pension Plan Fiduciary Net Position and Net Pension Liability

CalSTRS Governmental Activities

	Increase (Decrease)				
	Total Pension Liability (a)	Plan Fiduciary Net Position (b)	Net Pension Liability (a) - (b)	State's Share of Net Pension Liability (c)	District's Share of Net Pension Liability (a) - (b) - (c)
Balance at June 30, 2021					
(Previously Reported)	\$ 8,155,948	\$ 5,857,600	\$ 2,298,348	\$ 912,548	\$ 1,385,800
Changes for the year					
CalSTRS auditor adjustment	-	-	-	-	-
Change in proportionate share	(2,099,996)	(1,508,216)	(591,780)	(185,730)	(406,050)
Service cost	134,047	-	134,047	57,090	76,957
Interest	429,209	-	429,209	182,798	246,411
Difference between expected and actual experience	(59,328)	-	(59,328)	(25,268)	(34,060)
Change in assumptions	-	-	-	-	-
Change in benefits	-	-	-	-	-
Contributions:					
Employer	-	101,402	(101,402)	(43,187)	(58,215)
Employee	-	65,906	(65,906)	(28,069)	(37,837)
State on behalf	-	65,701	(65,701)	(27,982)	(37,719)
Net investment income	-	1,180,550	(1,180,550)	(502,790)	(677,760)
Other income	-	1,593	(1,593)	(678)	(915)
Benefit payments ⁽¹⁾	(294,230)	(294,230)	-	-	-
Administrative expenses	-	(4,430)	4,430	1,887	2,543
Borrowing costs	-	(1,578)	1,578	672	906
Other expenses	-	(30)	30	13	17
Net changes	(1,890,298)	(393,332)	(1,496,966)	(571,244)	(925,722)
Balance at June 30, 2022	<u>\$ 6,265,650</u>	<u>\$ 5,464,268</u>	<u>\$ 801,382</u>	<u>\$ 341,304</u>	<u>\$ 460,078</u>

(1) – Includes refunds of employee contributions

Dehesa School District

Notes to the Financial Statements, Continued

June 30, 2022

CalPERS Governmental Activities

	Increase (Decrease)		
	Total Pension Liability (a)	Plan Fiduciary Net Position (b)	Net Pension Liability (a) - (b)
Balance at June 30, 2021			
(Previously Reported)	\$ 4,206,151	\$ 2,944,463	\$ 1,261,688
Changes for the year			
Change in proportionate share	(556,456)	(389,540)	(166,916)
Service cost	83,755	-	83,755
Interest	257,493	-	257,493
Difference between expected and actual experience	(2,281)	-	(2,281)
Change in assumptions	-	-	-
Change in benefits	-	-	-
Contributions:			
Employer	-	106,049	(106,049)
Employee	-	36,363	(36,363)
Nonemployer	-	-	-
Net plan to plan resource movement	-	-	-
Net investment income	-	568,329	(568,329)
Benefit payments ⁽¹⁾	(175,987)	(175,988)	1
Administrative expenses	-	(2,534)	2,534
Other expenses	-	-	-
Net changes	(393,476)	142,679	(536,155)
Balance at June 30, 2022	\$ 3,812,675	\$ 3,087,142	\$ 725,533

(1) – Includes refunds of employee contributions

Detailed information about each pension plan's fiduciary net position is available in the separately issued CalSTRS and CalPERS financial reports available on their respective websites.

Dehesa School District

Notes to the Financial Statements, Continued

June 30, 2022

N. Postemployment Benefits Other than Pension Benefits (OPEB)

1. Plan Description

The District's defined benefit OPEB plan, Dehesa School District Retiree Health Care Plan (the Plan) provides OPEB for retirees that meet eligibility requirements until age 65. Retirees in the plan are eligible for the same medical plans as active employees. The Plan is a single employer defined benefit OPEB plan administered by the District. Authority to establish and amend the benefit terms and financing requirements lie with the Districts governing board. The District has established an irrevocable trust with CalPERS CERBT under Investment Strategy 1.

2. Plan Eligibility

The District provides retiree health benefits to employees who meet eligibility requirements. To be eligible for benefits employees must have been hired prior to August 17, 2017 and retired at a minimum age of 60 with 15 years of service at the District.

3. Benefits Provided

The District provides medical, dental and vision benefits to eligible employees up to age 65. Dependents can be added to plans on a self-pay basis.

4. Contributions

For eligible plan members hired before January 1, 2016 the District pays 100% of premiums for medical, dental and vision benefits. For eligible plan members hired between January 1, 2016 and August 17, 2017 the District pays 100% of premiums up to a cap which is equal to the Kaiser Permanente single premium. Dependent benefit contributions are made by the plan member.

5. Plan Membership

Membership of the plan consisted of the following as of June 30, 2022:

Inactive plan members or beneficiaries currently receiving benefits	0
Inactive plan members entitled to but not yet receiving benefits	0
Active plan members	<u>9</u>
	<u>9</u>

6. Net OPEB Liability

The Dehesa School District's net OPEB liability of \$2,233 was measured as of June 30, 2022 and was determined by an actuarial valuation as of June 30, 2022.

Dehesa School District

Notes to the Financial Statements, Continued

June 30, 2022

7. Actuarial Assumptions and Other Inputs

The net OPEB liability in the actuarial valuation was determined using the following actuarial assumptions and other inputs, applied to all periods included in the measurement unless otherwise specified:

Economic assumptions:

Inflation	2.75% per annum
Salary increases	2.75% per annum, in aggregate
Investment rate of return	6.25%
Discount rate	6.25%
Healthcare cost trend rates	4.00%
Retiree's share of costs	0.00%

The discount rate estimates investment earnings for assets earmarked to cover retiree health benefit liabilities. The discount rate depends on the nature of underlying assets for funded plans. The rate used for a funded plan is the real rate of return expected for plan assets plus the long term inflation assumption. For an unfunded plan, the discount rate is based on an index of 20 year General Obligation Municipal Bonds rated AA or higher. For partially funded plans, the discount rate is a blend of the funded and unfunded rates.

Mortality rates are based on the most recent rates used by CalPERS and CalSTRS for pension valuations. The CalPERS mortality table was developed based on CalPERS specific data. The table includes 20 years of mortality improvements using the Society of Actuaries Scale BB. The CalSTRS mortality table was developed based on CalSTRS specific data. The table includes mortality improvements set at 110% of the ultimate improvement factor from the Mortality Improvement Scale (MP-2016) table, issued by the Society of Actuaries.

The actuarial assumptions used in the June 30, 2020 valuation were based on the results of CalPERS actuarial experience study for the period July 1, 2009 through June 30, 2011 and the CalSTRS experience study for the period July 1, 2010 through June 30, 2015.

Actuarial Cost Method

The actuarial cost method used to determine the allocation of the retiree health actuarial liability to the past (accrued), current and future periods is the Entry Age Normal (EAN) cost method. The EAN cost method is a projected benefit cost method which means the cost is based on the projected benefit expected to be paid at retirement.

The EAN normal cost equals the level annual amount of contribution from the employee's date of hire (entry date) to their retirement date that is sufficient to fund the projected benefit. As required by GASB 75, the normal cost is calculated to remain level as a percentage of pay. The EAN actuarial accrued liability equals the present value of all future benefits for retired and current employees and their beneficiaries less the portion expected to be funded by future normal costs.

Actuarial Value of Assets

Any assets of the plan are valued on a market value basis.

Dehesa School District

Notes to the Financial Statements, Continued

June 30, 2022

Long-Term Expected Rate of Return

The long-term expected rate of return on OPEB plan investments was determined using a building block method in which best-estimate ranges of expected future real rates of return (expected returns net of OPEB plan investment expense and inflation) are developed for each major asset class. These ranges are combined to produce the long-term expected rate of return by weighting the expected future real rates of return by the target asset allocation percentage and by adding expected inflation. Best estimates of arithmetic real rates of return for each major class included in the OPEB plan's target asset allocation as of June 30, 2022 are summarized in the following table:

Asset Class	Target Allocation	Long-Term Expected Real Rate of Return
Global Equity	59%	5.50%
Global Debt Securities	25%	2.35%
Inflation Assets	5%	1.50%
Real Estate Investment Trusts	8%	3.65%
Commodities	3%	1.75%
Cash	0%	0.00%

Long-term expected rate of return is 6.25%.

8. Changes in Net OPEB Liability

	Total OPEB Liability	Plan Fiduciary Net Position	Net OPEB Liability
Balance July 1, 2021	\$ 103,049	\$ -	\$ 103,049
Service cost	7,441	-	7,441
Interest	6,868	-	6,868
Experience (Gains)/Losses	(23,102)	-	(23,102)
Changes of Assumptions	1,906	-	1,906
Investment Earnings	-	(8,279)	8,279
Employer Contributions	-	100,000	(100,000)
Benefit Payments	(2,224)	-	(2,224)
Administrative Expense	-	(16)	16
Current Year Changes	(9,111)	91,705	(100,816)
Balance June 30, 2022	\$ 93,938	\$ 91,705	\$ 2,233

Dehesa School District

Notes to the Financial Statements, Continued

June 30, 2022

9. Sensitivity of the Net OPEB Liability to Changes in the Discount Rate

The following presents the net OPEB liability of the Plan, as well as what the District's net OPEB liability would be if it were calculated using a discount rate that is one percentage point lower or one percentage point higher than the current discount rate:

	1% Decrease <u>(5.25%)</u>	Valuation Discount Rate <u>(6.25%)</u>	1% Increase <u>(7.25%)</u>
Net OPEB Liability	\$ 10,282	\$ 2,233	\$ (5,141)

10. Sensitivity of the Net OPEB liability to Changes in Healthcare Cost Trend Rate

The following presents the net OPEB liability of the Plan, as well as what the District's net OPEB liability would be if it were calculated using a healthcare cost trend rate that is one percentage point lower or one percentage point higher than the current healthcare cost trend rate:

	1% Decrease <u>(3.00%)</u>	Healthcare Cost Trends Rate <u>(4.00%)</u>	1% Increase <u>(5.00%)</u>
Net OPEB Liability	\$ (8,728)	\$ 2,233	\$ 15,191

OPEB Expense and Deferred Outflows of Resources and Deferred Inflows of Resources Related to OPEB

For the year ended June 30, 2022, the District recognized OPEB expense of \$13,270. At June 30, 2022 the District reported deferred outflows of resources and deferred inflows of resources related to OPEB from the following sources:

	Deferred Outflows of Resources	Deferred Inflows of Resources
Experience Differences	\$ 2,380	\$ (26,390)
Change of Assumptions	3,443	(41,888)
Investment Gains and Losses	<u>9,222</u>	<u>-</u>
Total	<u>\$ 15,045</u>	<u>\$ (68,278)</u>

Dehesa School District

Notes to the Financial Statements, Continued

June 30, 2022

Amounts reported as deferred outflows of resources and deferred inflows of resources related to OPEB will be recognized in OPEB expense as follows:

Year Ended June 30,	Deferred Outflows of Resources	Deferred Inflows of Resources	Net Effect on OPEB Expense
2023	\$ 3,160	\$ (7,573)	\$ (4,413)
2024	3,160	(7,573)	(4,413)
2025	3,160	(7,574)	(4,414)
2026	3,158	(7,463)	(4,305)
2027	433	(7,463)	(7,030)
Thereafter	1,974	(30,632)	(28,658)
Total	<u>\$ 15,045</u>	<u>\$ (68,278)</u>	<u>\$ (53,233)</u>

O. Participation in Joint Powers Authorities

The District is a member of two joint powers agreements (JPA) entities, the San Diego County Schools Risk Management (SDCSR) and the Fringe Benefit Consortium (FBC) for the operation of a common risk management and insurance programs for property and liability coverage, workers compensation, and other employee benefits. Settled claims resulting from these risks have not exceeded commercial insurance coverage in any of the past three fiscal years. There have been no significant reductions in insurance coverage from coverage in the prior year.

The entities have budgeting and financial reporting requirements independent of member units and their financial statements are not presented in these financial statements; however, fund transactions between the entities and the District are included in these statements. Audited financial statements are available from the entity.

P. Risk Management

The District is exposed to risk of losses due to:

- Torts,
- Theft of, damage to, or destruction of assets,
- Business interruption,
- Errors or omissions,
- Job related illness or injuries to employees,
- Natural disasters,
- Other risks associated with public entity risk pools

Risk management is the process of managing the District's activities to minimize the adverse effects of these risks. The main element of risk management are risk control (to minimize the losses that strike an organization) and risk financing (to obtain finances to provide for or restore the economic damages of those losses). Risk financing techniques include risk retention, risk transfer to and from an insurer, and risk transfer to a non-insurer.

Dehesa School District

Notes to the Financial Statements, Continued

June 30, 2022

The District has implemented the risk financing technique of risk transfer to an insurer. The District has purchased property & liability insurance as well as workers compensation insurance to cover any losses resulting from the risks identified above.

There have been no significant changes in property and liability or workers compensation coverage during the current fiscal year.

Q. Commitments and Contingencies

1. State and Federal Allowances, Awards, and Grants

The District has received state and federal funds for specific purposes that are subject to review and audit by the grantor agencies. Although such audits could generate expenditure disallowances under terms of the grants, it is believed that any required reimbursement will not be material.

2. Litigation

The District is involved in various litigation arising from the normal course of business. In the opinion of management and legal counsel, the disposition of all litigation pending is not expected to have a material adverse effect on the overall financial position of the District as of June 30, 2022.

3. Construction Commitments

As of June 30, 2022, the District had the following commitments with respect to unfinished capital projects:

	<u>Commitment</u>	<u>Expected Date of Completion*</u>
Construction in Process:		
Solar Project	\$ 85,890	January 2023

*Expected Date of Completion Subject To Change

Dehesa School District

Notes to the Financial Statements, Continued

June 30, 2022

R. Deferred Outflows of Resources

In accordance with GASB Statement No. 68 & 71, payments made subsequent to the pension plan measurement date and other items as outlined in the GASB pronouncement have been recorded as deferred outflows of resources.

In accordance with GASB Statement No. 75 certain items related to OPEB as identified in the GASB statement are recorded as deferred outflows of resources.

In accordance with GASB Statement No. 65, prepaid debt insurance and refunding losses are recorded as deferred outflows of resources and amortized over the life of the debt.

A summary of the deferred outflows of resources as of June 30, 2022, is as follows:

Description	Beginning Balance	Increases	Decreases	Ending Balance
Pension Related				
CalSTRS	\$ 409,739	\$ 107,777	\$ 200,376	\$ 317,140
CalPERS	281,200	136,702	185,735	232,167
OPEB Related	4,771	10,274	-	15,045
Prepaid Insurance	-	30,956	-	30,956
Refunding Losses	-	87,528	-	87,528
Total Deferred Outflows of Resources	<u>\$ 695,710</u>	<u>\$ 373,237</u>	<u>\$ 386,111</u>	<u>\$ 682,836</u>

Future amortization of deferred outflows of resources is as follows:

Year Ending June 30,	Pension Related	OPEB Related	Prepaid Insurance	Refunding Losses	Total
2023	\$ 209,306	\$ 3,160	\$ 1,191	\$ 3,805	\$ 217,462
2024	286,354	3,160	1,191	3,805	294,510
2025	37,507	3,160	1,191	3,805	45,663
2026	14,037	3,158	1,191	3,805	22,191
2027	2,103	433	1,191	3,805	7,532
Thereafter	-	1,974	25,001	68,503	95,478
Total	<u>\$ 549,307</u>	<u>\$ 15,045</u>	<u>\$ 30,956</u>	<u>\$ 87,528</u>	<u>\$ 682,836</u>

Dehesa School District

Notes to the Financial Statements, Continued

June 30, 2022

S. Deferred Inflows of Resources

In accordance with GASB Statement No. 68 & 71, items as outlined in the GASB statement have been recorded as deferred inflows of resources.

In accordance with GASB Statement No. 75 certain items related to OPEB as identified in the GASB statement are recorded as deferred inflows of resources.

In accordance with GASB Statement No. 65, refunding gains are recorded as deferred inflows of resources and amortized over the life of the debt.

A summary of the deferred inflows of resources as of June 30, 2022, is as follows:

Description	Beginning Balance	Increases	Decreases	Ending Balance
Pension Related				
CalSTRS	\$ 338,072	\$ 941,900	\$ 340,877	\$ 939,095
CalPERS	(8,606)	556,392	129,249	418,537
OPEB Related	50,525	17,753	-	68,278
Refunding Gain	-	22,295	-	22,295
Total Deferred Inflows of Resources	<u>\$ 379,991</u>	<u>\$ 1,538,340</u>	<u>\$ 470,126</u>	<u>\$ 1,448,205</u>

Future amortization of deferred inflows of resources is as follows:

Year Ending June 30,	Pension Related	OPEB Related	Refunding Gain	Total
2023	\$ 263,080	\$ 7,573	\$ 1,149	\$ 271,802
2024	345,863	7,573	1,149	354,585
2025	333,759	7,574	1,149	342,482
2026	292,407	7,463	1,149	301,019
2027	117,658	7,463	1,149	126,270
Thereafter	4,865	30,632	16,550	52,047
Total	<u>\$ 1,357,632</u>	<u>\$ 68,278</u>	<u>\$ 22,295</u>	<u>\$ 1,448,205</u>

Dehesa School District

Notes to the Financial Statements, Continued

June 30, 2022

T. Upcoming Accounting Guidance

The Governmental Accounting Standards Board (GASB) issues pronouncements and additional guidance for governmental agencies to establish consistent accounting across all governments in the United States. The following table represents items that have been issued by GASB that will become effective in future periods:

Description	Date Issued	Fiscal Year Effective
GASB Statement 91, Conduit Debt Obligations	05/2019	2022-23
GASB Statement 94, Public-Private and Public-Public Partnerships and Availability Payment Arrangements	03/2020	2022-23
GASB Statement 96, Subscription-Based Information Technology Arrangements	05/2020	2022-23
GASB Statement No. 99, Omnibus 2022	04/2022	2022-23 Thru 2023-24
GASB Statement No. 100, Accounting Changes and Error Corrections – An Amendment of GASB Statement No. 62	06/2022	2024-25
GASB Statement No. 101, Compensated Absences	06/2022	2024-25
GASB Implementation Guide No. 2021-1, Implementation Guidance Update – 2021	05/2021	2021-22 Thru 2023-24

The effects of the upcoming guidance and pronouncements on the District's financial statements has not yet been determined.

Required Supplementary Information

Dehesa School District

Budgetary Comparison Schedule – General Fund

For the Year Ended June 30, 2022

	Budgeted Amounts			Variance to Final Budget Positive (Negative)
	Original	Final	Actual	
Revenues				
LCFF Sources				
State Apportionment	\$ 1,035,958	\$ 807,749	\$ 591,416	\$ (216,333)
Education Protection Account	259,643	482,692	673,087	190,395
Property Taxes	92,724	96,292	102,985	6,693
Federal Revenue	373,701	524,197	481,529	(42,668)
Other State Revenue	245,664	303,379	388,625	85,246
Interest Income	16,000	12,800	21,077	8,277
Fair Market Value Adjustment	-	-	(76,214)	(76,214)
Other Local Revenue	1,107,381	1,660,887	1,299,693	(361,194)
Total Revenues	<u>3,131,071</u>	<u>3,887,996</u>	<u>3,482,198</u>	<u>(405,798)</u>
Expenditures				
Current Expenditures:				
Certificated Salaries	663,981	702,057	671,674	30,383
Classified Salaries	591,890	633,235	655,674	(22,439)
Employee Benefits	586,634	581,910	658,486	(76,576)
Books and Supplies	126,995	172,163	173,509	(1,346)
Services and Other Operating	1,420,782	1,578,492	1,436,915	141,577
Capital Outlay	-	-	7,146	(7,146)
Total Expenditures	<u>3,390,282</u>	<u>3,667,857</u>	<u>3,603,404</u>	<u>64,453</u>
Excess (Deficiency) of Revenues Over Expenditures	<u>(259,211)</u>	<u>220,139</u>	<u>(121,206)</u>	<u>(341,345)</u>
Other Financing Sources (Uses)				
Transfers In	-	-	100,000	100,000
Transfers Out	<u>(40,000)</u>	<u>(40,000)</u>	<u>(46,000)</u>	<u>(6,000)</u>
Net Financing Sources (Uses)	<u>(40,000)</u>	<u>(40,000)</u>	<u>54,000</u>	<u>94,000</u>
Net Change in Fund Balance	(299,211)	180,139	(67,206)	(247,345)
Fund Balance - Beginning of Year	948,979	948,979	948,979	-
Fund Balance - End of Year	<u>\$ 649,768</u>	<u>\$ 1,129,118</u>	<u>\$ 881,773</u>	<u>\$ (247,345)</u>

See Accompanying Notes to Required Supplementary Information

Dehesa School District

Schedule of the District's Proportionate Share of the Net Pension Liability - CalSTRS

Last Ten Fiscal Years*

	Fiscal Year									
	2022	2021	2020	2019	2018	2017	2016	2015	2014	2013
District's proportion of the net pension liability (asset)	0.0010%	0.0014%	0.0018%	0.0014%	0.0015%	0.0018%	0.0019%	0.0021%	N/A	N/A
District's proportionate share of the net pension liability (asset)	\$ 460,078	\$ 1,385,799	\$ 1,609,459	\$ 1,294,970	\$ 1,394,602	\$ 1,443,542	\$ 1,290,433	\$ 1,238,358	N/A	N/A
State's proportionate share of the net pension liability (asset) associated with the District	341,304	912,548	1,660,940	1,686,840	1,607,307	1,555,346	1,292,619	1,140,103	N/A	N/A
Total	\$ 801,382	\$ 2,298,347	\$ 3,270,399	\$ 2,981,810	\$ 3,001,909	\$ 2,998,888	\$ 2,583,052	\$ 2,378,461	N/A	N/A
District's covered payroll**	594,124	880,556	957,813	748,330	797,289	886,736	885,766	939,006	N/A	N/A
District's proportionate share of the net pension liability (asset) as a percentage of its covered payroll	77.44%	157.38%	168.03%	173.05%	174.92%	162.79%	145.69%	131.88%	N/A	N/A
Plan fiduciary net position as a percentage of the total pension liability	87.21%	71.82%	72.56%	70.99%	69.46%	70.04%	74.02%	76.52%	N/A	N/A

*This is a 10-year schedule. However, the information in this schedule is not required to be presented retroactively. Years will be added to this schedule in future fiscal years until 10 years of information is available.

**Covered payroll on this schedule is based on measurement date, as such covered payroll represented for each fiscal year is the covered payroll from the prior year as identified on the schedule of contributions.

See Accompanying Notes to Required Supplementary Information

Dehesa School District

Schedule of the District's Contributions - CalSTRS

Last Ten Fiscal Years*

	Fiscal Year									
	2022	2021	2020	2019	2018	2017	2016	2015	2014	2013
Contractually required contribution	\$ 107,777	\$ 95,951	\$ 150,575	\$ 155,932	\$ 107,984	\$ 100,299	\$ 95,147	\$ 78,656	N/A	N/A
Contributions in relation to the contractually required contribution	(107,777)	(95,951)	(150,575)	(155,932)	(107,984)	(100,299)	(95,147)	(78,656)	N/A	N/A
Contribution deficiency (excess)	\$ -	\$ -	\$ -	\$ -	\$ -	\$ -	\$ -	\$ -	N/A	N/A
District's covered payroll**	\$ 636,980	\$ 594,124	\$ 880,556	\$ 957,813	\$ 748,330	\$ 797,289	\$ 886,736	\$ 885,766	N/A	N/A
Contributions as a percentage of covered payroll	16.92%	16.15%	17.10%	16.28%	14.43%	12.58%	10.73%	8.88%	N/A	N/A

*This is a 10-year schedule. However, the information in this schedule is not required to be presented retroactively. Years will be added to this schedule in future fiscal years until 10 years of information is available.

**Covered payroll on this schedule is based on the fiscal year.

See Accompanying Notes to Required Supplementary Information

Dehesa School District

Schedule of the District's Proportionate Share of the Net Pension Liability – CalPERS

Last Ten Fiscal Years*

	Fiscal Year									
	2022	2021	2020	2019	2018	2017	2016	2015	2014	2013
District's proportion of the net pension liability (asset)	0.0036%	0.0041%	0.0039%	0.0036%	0.0038%	0.0036%	0.0038%	0.0039%	N/A	N/A
District's proportionate share of the net pension liability (asset)	\$ 725,533	\$ 1,261,688	\$ 1,140,997	\$ 954,007	\$ 905,012	\$ 717,752	\$ 566,268	\$ 442,757	N/A	N/A
District's covered payroll**	\$ 512,242	\$ 597,602	\$ 547,857	\$ 477,052	\$ 486,910	\$ 440,087	\$ 427,220	\$ 410,077	N/A	N/A
District's proportionate share of the net pension liability (asset) as a percentage of its covered payroll	141.64%	211.13%	208.27%	199.98%	185.87%	163.09%	132.55%	107.97%	N/A	N/A
Plan fiduciary net position as a percentage of the total pension liability	80.97%	70.00%	70.05%	70.85%	71.87%	73.90%	79.43%	83.38%	N/A	N/A

*This is a 10-year schedule. However, the information in this schedule is not required to be presented retroactively. Years will be added to this schedule in future fiscal years until 10 years of information is available.

**Covered payroll on this schedule is based on measurement date, as such covered payroll represented for each fiscal year is the covered payroll from the prior year as identified on the schedule of contributions.

See Accompanying Notes to Required Supplementary Information

Dehesa School District

Schedule of the District's Contributions - CalPERS

Last Ten Fiscal Years*

	Fiscal Year									
	2022	2021	2020	2019	2018	2017	2016	2015	2014	2013
Contractually required contribution	\$ 136,702	\$ 106,034	\$ 117,853	\$ 98,954	\$ 74,091	\$ 67,622	\$ 52,137	\$ 50,288	N/A	N/A
Contributions in relation to the contractually required contribution	(136,702)	(106,034)	(117,853)	(98,954)	(74,091)	(67,622)	(52,137)	(50,288)	N/A	N/A
Contribution deficiency (excess)	\$ -	\$ -	\$ -	\$ -	\$ -	\$ -	\$ -	N/A	N/A	N/A
District's covered payroll**	\$ 596,691	\$ 512,242	\$ 597,602	\$ 547,857	\$ 477,052	\$ 486,910	\$ 440,087	\$ 427,220	N/A	N/A
Contributions as a percentage of covered payroll	22.910%	20.700%	19.721%	18.062%	15.531%	13.888%	11.847%	11.77%	N/A	N/A

*This is a 10-year schedule. However, the information in this schedule is not required to be presented retroactively. Years will be added to this schedule in future fiscal years until 10 years of information is available.

**Covered payroll on this schedule is based on the fiscal year.

See Accompanying Notes to Required Supplementary Information

Dehesa School District

Schedule of Changes in the District's Net OPEB liability and Related Ratios – DSD Retiree Health Benefit Plan Last Ten Fiscal Years*

	Fiscal Year									
	2022	2021	2020	2019	2018	2017	2016	2015	2014	2013
Total OPEB liability:										
Service cost	\$ 7,441	\$ 13,832	\$ 10,349	\$ 10,048	\$ 9,883	N/A	N/A	N/A	N/A	N/A
Interest	6,868	2,915	4,321	4,781	4,598	N/A	N/A	N/A	N/A	N/A
Experience differences	(25,326)	2,940	(4,304)	-	-	N/A	N/A	N/A	N/A	N/A
Changes of assumptions	1,906	(39,280)	(13,665)	3,377	(881)	N/A	N/A	N/A	N/A	N/A
Benefit payments	-	(2,940)	(9,506)	(12,767)	(11,988)	N/A	N/A	N/A	N/A	N/A
Change in total OPEB	(9,111)	(22,533)	(12,805)	5,439	1,612	N/A	N/A	N/A	N/A	N/A
Total OPEB liability - beginning	103,049	125,582	138,387	136,775	131,336	N/A	N/A	N/A	N/A	N/A
Total OPEB liability - ending	\$ 93,938	\$ 103,049	\$ 125,582	\$ 142,214	\$ 132,948	N/A	N/A	N/A	N/A	N/A
Plan fiduciary net position:										
Investment earnings	\$ (8,279)	N/A	N/A	N/A	N/A	N/A	N/A	N/A	N/A	N/A
Employer contributions	100,000	N/A	N/A	N/A	N/A	N/A	N/A	N/A	N/A	N/A
Administrative expenses	(16)	N/A	N/A	N/A	N/A	N/A	N/A	N/A	N/A	N/A
Changes in plan fiduciary net position	91,705	N/A	N/A	N/A	N/A	N/A	N/A	N/A	N/A	N/A
Plan fiduciary net position - beginning	-	N/A	N/A	N/A	N/A	N/A	N/A	N/A	N/A	N/A
Plan fiduciary net position - ending	\$ 91,705	N/A	N/A	N/A	N/A	N/A	N/A	N/A	N/A	N/A
Net OPEB liability	\$ 2,233	N/A	N/A	N/A	N/A	N/A	N/A	N/A	N/A	N/A
Covered payroll	\$ 1,370,000	\$ 1,880,000	\$ 1,880,000	\$ 1,060,000	\$ 1,060,000	N/A	N/A	N/A	N/A	N/A
Net OPEB liability as a percentage of covered payroll	0.16%	5.48%	6.68%	13.42%	12.54%	N/A	N/A	N/A	N/A	N/A

*This is a 10-year schedule. However, the information in this schedule is not required to be presented retroactively. Years will be added to this schedule in future fiscal years until 10 years of information is available.

The District established an OPEB trust during the 2021-22 fiscal year.

See Accompanying Notes to Required Supplementary Information

Dehesa School District

Schedule of the District's Contributions – DSD Retiree Health Benefit Plan

Last Ten Fiscal Years*

	Fiscal Year									
	2022	2021	2020	2019	2018	2017	2016	2015	2014	2013
Actuarial determined contributions	\$ -	N/A	N/A	N/A	N/A	N/A	N/A	N/A	N/A	N/A
Contributions in relation to the contractually required contribution	(100,000)	N/A	N/A	N/A	N/A	N/A	N/A	N/A	N/A	N/A
Contribution deficiency (excess)	\$ (100,000)	N/A	N/A	N/A	N/A	N/A	N/A	N/A	N/A	N/A
District's covered payroll**	\$ 1,370,000	N/A	N/A	N/A	N/A	N/A	N/A	N/A	N/A	N/A
Contributions as a percentage of covered payroll	7.299%	N/A	N/A	N/A	N/A	N/A	N/A	N/A	N/A	N/A

*This is a 10-year schedule. However, the information in this schedule is not required to be presented retroactively. Years will be added to this schedule in future fiscal years until 10 years of information is available.

The District established an OPEB trust during the 2021-22 fiscal year.

See Accompanying Notes to Required Supplementary Information

Dehesa School District

Notes to Required Supplementary Information
For the Year Ended June 30, 2022

Budgetary Comparison Schedule Reconciliation

As described in Note A to these financial statements, for purposes of reporting in conformity with GASB Statement No. 54, the District’s Special Reserve Fund for Other Than Capital Outlay (Fund 17) and Special Reserve Fund for Other Postemployment Benefits (Fund 20) do not meet the definition of a special revenue fund and are therefore included with the General Fund for reporting purposes. The budgetary comparison schedule included in the Required Supplementary Information is based on the legally adopted budget for the General Fund only. Below represents a reconciliation between the schedules:

General Fund - Basic Financial Statements Ending Fund Balance	\$ 1,795,748
Less Fund 17 Fund Balance	(211,592)
Less Fund 20 Fund Balance	<u>(702,383)</u>
General Fund - Budgetary Comparison Schedule Ending Fund Balance	<u><u>\$ 881,773</u></u>
General Fund - Basic Financial Statements Net Change in Fund Balance	\$ (183,011)
Less Fund 17 Net Change in Fund Balance	3,782
Less Fund 20 Net Change in Fund Balance	<u>112,023</u>
General Fund - Budgetary Comparison Schedule Net Change in Fund Balance	<u><u>\$ (67,206)</u></u>

Excess of Expenditures Over Appropriations

As of June 30, 2022, the District’s expenditures which exceeded appropriations in the following categories:

<u>Appropriations Category</u>	<u>Excess Expenditures</u>	<u>Reason for Excess Expenditures</u>
General Fund:		
Books and Supplies	\$ 1,346	The District underestimated additional costs for books and supplies.
Classified Salaries	\$ 22,439	The District underestimated salary increases associated with bargaining agreements.
Employee Benefits	\$ 76,576	The District underestimated employee benefit costs due to additional STRS on-behalf payments.
Capital Outlay	\$ 7,146	The District underestimated additional costs for capital outlay.

Amounts in excess of appropriations were not considered a violation of any laws, regulations, contracts or grant agreements and did not have a direct or material effect on the financial statements.

Dehesa School District

Notes to Required Supplementary Information, Continued
For the Year Ended June 30, 2022

Schedule of District's Proportionate Share – CalSTRS

1. Benefit Changes: There were no changes to benefits during the periods being reported.
2. Changes in Assumptions: Assumptions used in determining the total pension liability of the CalSTRS Plan changed due to actuarial experience studies. Changes in assumptions effective in fiscal year 2020-21 (measured as of June 30, 2020) were to termination rates and service retirement rates based on the experience study for the period July 1, 2015, through June 30, 2018. Changes in assumptions effective in fiscal year 2017-18 (measured as of June 30, 2017) were to price inflation, wage growth, discount rate and mortality tables based on the experience study for the period July 1, 2010, through June 30, 2015.

Schedule of District's Contributions – CalSTRS

The total pension liability for California State Teachers' Retirement System (CalSTRS) for measurement date June 30, 2021, was determined with a valuation completed June 30, 2020 (released in May 2021). In determining the total pension liability, the financial reporting actuarial valuation used the following actuarial methods and assumptions:

Reporting Period	June 30, 2015	June 30, 2016	June 30, 2017	June 30, 2018
Measurement Date	06/30/14	06/30/15	06/30/16	06/30/17
Valuation Date	06/30/13	06/30/14	06/30/15	06/30/16
Experience Study	07/01/06 - 06/30/10	07/01/06 - 06/30/10	07/01/06 - 06/30/10	07/01/06 - 06/30/15
Actuarial Cost Method	Entry Age Normal	Entry Age Normal	Entry Age Normal	Entry Age Normal
Investment Rate of Return ⁽¹⁾	7.60%	7.60%	7.60%	7.10%
Consumer Price Inflation	3.00%	3.00%	3.00%	2.75%
Wage Growth (Average)	3.75%	3.75%	3.75%	3.50%
Post-retirement Benefit Increases	2.00% Simple	2.00% Simple	2.00% Simple	2.00% Simple

Reporting Period	June 30, 2019	June 30, 2020	June 30, 2021	June 30, 2022
Measurement Date	06/30/18	06/30/19	06/30/20	06/30/21
Valuation Date	06/30/17	06/30/18	06/30/19	06/30/20
Experience Study	07/01/06 - 06/30/15	07/01/06 - 06/30/15	07/01/15 - 06/30/18	07/01/15 - 06/30/18
Actuarial Cost Method	Entry Age Normal	Entry Age Normal	Entry Age Normal	Entry Age Normal
Investment Rate of Return ⁽¹⁾	7.10%	7.10%	7.10%	7.10%
Consumer Price Inflation	2.75%	2.75%	2.75%	2.75%
Wage Growth (Average)	3.50%	3.50%	3.50%	3.50%
Post-retirement Benefit Increases	2.00% Simple	2.00% Simple	2.00% Simple	2.00% Simple

(1) – Net of investment expenses but gross of administrative expenses.

CalSTRS uses a generational mortality assumption, which involves the use of base mortality table and projection scales to reflect expected annual reductions in mortality rates at each age, resulting in increases in life expectancies each year into the future. The base mortality tables are CalSTRS custom tables derived to best fit the patterns of mortality among CalSTRS members. The projection scale was set equal to 110% of the ultimate improvement factor from the Mortality Improvement Scale (MP-2019) table issued by the Society of Actuaries.

Additional information can be obtained by reviewing the CalSTRS Actuarial Experience Study on the CalSTRS website.

Dehesa School District

Notes to Required Supplementary Information, Continued
For the Year Ended June 30, 2022

Schedule of District's Proportionate Share – CalPERS

1. Benefit Changes: There were no changes to benefits during the periods being reported.
2. Changes in Assumptions. On December 21, 2016, the CalPERS Board lowered the discount rate for funding purposes from 7.50% to 7.00% using a three-year phase-in beginning with the June 30, 2016, actuarial valuations and the June 30, 2017 valuations for the School Pool. The final scheduled decrease from 7.25% to 7.00% for the school pool valuation occurred in the June 30, 2019, valuation. The CalPERS Board adopted new actuarial assumptions based on the recommendations in the December 2017 CalPERS Experience Study and Review of Actuarial Assumptions. This study reviewed the retirement rates, termination rates, mortality rates, rates of salary increases, and inflation assumption for the Plan. These new assumptions are incorporated into the June 30, 2018, actuarial valuations.

Schedule of District's Contributions – CalPERS

The total pension liability for California Public Employees Retirement System – School Pool (CalPERS) for measurement date June 30, 2021, was determined with a valuation completed June 30, 2020. In determining the total pension liability, the financial reporting actuarial valuation used the following actuarial methods and assumptions:

<u>Reporting Period</u>	<u>June 30, 2015</u>	<u>June 30, 2016</u>	<u>June 30, 2017</u>	<u>June 30, 2018</u>
Measurement Date	06/30/14	06/30/15	06/30/16	06/30/17
Valuation Date	06/30/13	06/30/14	06/30/15	06/30/16
Experience Study	07/01/97 - 06/30/11	07/01/97 - 06/30/11	07/01/97 - 06/30/11	07/01/97 - 06/30/11
Actuarial Cost Method	Entry Age Normal	Entry Age Normal	Entry Age Normal	Entry Age Normal
Investment Rate of Return	7.50%	7.65%	7.65%	7.15%
Consumer Price Inflation	2.75%	2.75%	2.75%	2.75%
Wage Growth (Average)	3.00%	3.00%	3.00%	3.00%
Post-retirement Benefit Increases	2.00% Simple	2.00% Simple	2.00% Simple	2.00% Simple
<u>Reporting Period</u>	<u>June 30, 2019</u>	<u>June 30, 2020</u>	<u>June 30, 2021</u>	<u>June 30, 2022</u>
Measurement Date	06/30/18	06/30/19	06/30/20	06/30/21
Valuation Date	06/30/17	06/30/18	06/30/19	06/30/20
Experience Study	07/01/97 - 06/30/15	07/01/97 - 06/30/15	07/01/97 - 06/30/15	07/01/97 - 06/30/15
Actuarial Cost Method	Entry Age Normal	Entry Age Normal	Entry Age Normal	Entry Age Normal
Investment Rate of Return	7.15%	7.15%	7.15%	7.15%
Consumer Price Inflation	2.50%	2.50%	2.50%	2.50%
Wage Growth (Average)	3.00%	3.00%	2.75%	2.75%
Post-retirement Benefit Increases	2.00% Simple	2.00% Simple	2.00% Simple	2.00% Simple

The mortality table used was developed based on CalPERS specific data. The table includes 20 years of mortality improvements using Society of Actuaries Scale BB. For more details on this table please refer to the December 2017 experience study report (based on demographic data from 1997 to 2015) available on the CalPERS website.

Dehesa School District

Notes to Required Supplementary Information, Continued

For the Year Ended June 30, 2022

Schedule of Changes in the District's Net OPEB liability and Related Ratios

- 1) Benefit Changes: There were no changes to benefit terms during the current fiscal year.
- 2) Changes in Assumptions: Discount rates and other assumptions are updated annually to reflect changes in investment rates of return, experience studies, and other inputs.
- 3) The following are the discount rates used for each period:

<u>Year</u>	<u>Discount Rate</u>
2018	3.50%
2019	3.15%
2020	2.20%
2021	6.50%
2022	6.25%

Schedule of District's Contributions to OPEB Plan

The District is funding OPEB contributions on a pay-as-you-go basis through the OPEB Trust administered by CalPERS.

Combining Statements as Supplementary Information

Dehesa School District

Combining Balance Sheet – Nonmajor Governmental Funds

June 30, 2022

	Special Revenue Funds				Capital Project Funds		Debt Service Fund	Total Nonmajor Funds
	Associated Student Body Fund	Charter School Fund	Child Development Fund	Cafeteria Fund	Capital Facilities Fund	Capital Outlay Projects	Bond Interest and Redemption Fund	
Assets								
Cash and Cash Equivalents	\$ 4,227	\$ 136,605	\$ 2,936	\$ 12,062	\$ 24,473	\$ 259,274	\$ 191,282	\$ 630,859
Accounts Receivable	-	315	2	8,465	56	597	-	9,435
Due From Other Funds	-	-	-	28,129	-	-	-	28,129
Total Assets	\$ 4,227	\$ 136,920	\$ 2,938	\$ 48,656	\$ 24,529	\$ 259,871	\$ 191,282	\$ 668,423
Liabilities and Fund Balance:								
Liabilities:								
Accounts Payable	\$ -	\$ -	\$ -	\$ 2,115	\$ -	\$ -	\$ -	\$ 2,115
Due to Other Funds	-	-	-	614	-	-	-	614
Total Liabilities	-	-	-	2,729	-	-	-	2,729
Fund Balance:								
Restricted	4,227	1,181	2,938	45,927	24,529	-	191,282	270,084
Assigned	-	135,739	-	-	-	259,871	-	395,610
Total Fund Balance	4,227	136,920	2,938	45,927	24,529	259,871	191,282	665,694
Total Liabilities and Fund Balances	\$ 4,227	\$ 136,920	\$ 2,938	\$ 48,656	\$ 24,529	\$ 259,871	\$ 191,282	\$ 668,423

Dehesa School District

Combining Statement of Revenues, Expenditures, and Changes in Fund Balances – Nonmajor Governmental Funds June 30, 2022

	Special Revenue Funds				Capital Project Funds		Debt Service Fund	Total Nonmajor Funds
	Associated Student Body Fund	Charter School Fund	Child Development Fund	Cafeteria Fund	Capital Facilities Fund	Capital Outlay Projects	Bond Interest and Redemption Fund	
Revenues								
Property Taxes	\$ -	\$ -	\$ -	\$ -	\$ -	\$ -	\$ 250,154	\$ 250,154
Federal Revenue	-	-	-	52,021	-	-	-	52,021
Other State Revenue	-	-	-	30,929	-	-	1,905	32,834
Interest	-	999	7	110	170	1,897	783	3,966
Fair Market Value Adjustment	-	(3,446)	(25)	(282)	(618)	(6,541)	-	(10,912)
Other Local Revenue	7,752	-	-	34	1,928	-	-	9,714
Total Revenues	\$ 7,752	\$ (2,447)	\$ (18)	\$ 82,812	\$ 1,480	\$ (4,644)	\$ 252,842	\$ 337,777
Expenditures								
Current Expenditures:								
Pupil Services	-	-	-	106,540	-	-	-	106,540
Ancillary Services	14,168	-	-	-	-	-	-	14,168
Debt Service:								
Principal	-	-	-	-	-	-	66,286	66,286
Interest	-	-	-	-	-	-	196,610	196,610
Total Expenditures	14,168	-	-	106,540	-	-	262,896	383,604
Excess (Deficiency) of Revenues Over (Under) Expenditures	(6,416)	(2,447)	(18)	(23,728)	1,480	(4,644)	(10,054)	(45,827)
Other Financing Sources (Uses):								
Transfers In	-	-	-	46,000	-	-	-	46,000
Proceeds from Sale of Bonds	-	-	-	-	-	-	28,469	28,469
Total Other Financing Sources (Uses)	-	-	-	46,000	-	-	28,469	74,469
Net Change in Fund Balance	(6,416)	(2,447)	(18)	22,272	1,480	(4,644)	18,415	28,642
Fund Balance, Beginning of Year	10,643	139,367	2,956	23,655	23,049	264,515	172,867	637,052
Fund Balance, End of Year	\$ 4,227	\$ 136,920	\$ 2,938	\$ 45,927	\$ 24,529	\$ 259,871	\$ 191,282	\$ 665,694

Other Supplementary Information

Dehesa School District

Local Education Agency Organization Structure

June 30, 2022

The Dehesa School District was established in 1876 and is comprised of approximately 19 square miles, located in San Diego County. There were no changes in the boundaries of the District during the current fiscal year. The District is currently operating one elementary school for kindergarten through grade eight.

GOVERNING BOARD

<u>Name</u>	<u>Office</u>	<u>Term and Term Expiration</u>
Cynthia White	President	Four Year Term Expires November 2022
Karen Kirkpatrick	Vice President	Four Year Term Expires November 2024
Richard White	Clerk	Four Year Term Expires November 2024
Karl Becker	Member	Four Year Term Expires November 2022
Christina Becker	Member	Four Year Term Expires November 2022

ADMINISTRATION

Bradley Johnson
Superintendent
Chief Business Officer

Jholei Evans
Principal

Dehesa School District

Schedule of Average Daily Attendance
Year Ended June 30, 2022

	Second Period Report		Annual Report	
	Original 10CBDC8	Revised	Original 317CE1F0	Revised
TK/K-3				
Regular ADA	46.77	N/A	47.90	N/A
Total TK/K-3	46.77	N/A	47.90	N/A
Grades 4-6				
Regular ADA	32.69	N/A	32.88	N/A
Total Grades 4-6	32.69	N/A	32.88	N/A
Grades 7-8				
Regular ADA	15.81	N/A	15.72	N/A
Total Grades 7-8	15.81	N/A	15.72	N/A
Total ADA	95.27	N/A	96.50	N/A

N/A – There were no audit findings which resulted in revisions to average daily attendance (ADA).

Average daily attendance is a measurement of the number of pupils attending classes of the District. The purpose of attendance accounting from a fiscal standpoint is to provide the basis on which apportionments of state funds are made to school districts and charter schools. This schedule provides information regarding the attendance of students by grade span and adjustments to the attendance as a result of an audit finding when applicable.

Dehesa School District
 Schedule of Instructional Time
 Year Ended June 30, 2022

Grade Level	Annual Minutes Requirement	Actual Minutes Offered	J-13A Minutes	Total Minutes	Number of Actual Days Offered (Traditional)	J-13A Days	Total Instructional Days	Status
Transitional Kindergarten	36,000	57,885	0	57,885	180	0	180	Complied
Kindergarten	36,000	57,885	0	57,885	180	0	180	Complied
1st Grade	50,400	54,265	0	54,265	180	0	180	Complied
2nd Grade	50,400	54,265	0	54,265	180	0	180	Complied
3rd Grade	50,400	55,170	0	55,170	180	0	180	Complied
4th Grade	54,000	55,170	0	55,170	180	0	180	Complied
5th Grade	54,000	55,170	0	55,170	180	0	180	Complied
6th Grade	54,000	56,980	0	56,980	180	0	180	Complied
7th Grade	54,000	56,980	0	56,980	180	0	180	Complied
8th Grade	54,000	56,980	0	56,980	180	0	180	Complied

This schedule provides the information necessary to determine if the District has complied with Article 8 (commencing with Section 46200) of Chapter 2 of Part 26 of the Education Code. The requirements are as follows:

- 1) EC §46207: As a condition of apportionment the following annual instructional minutes must be offered:
 - To pupils in Kindergarten 36,000 minutes
 - To pupils in grades 1 to 3 50,400 minutes
 - To pupils in grades 4 to 8 54,000 minutes
 - To pupils in grades 9 to 12 64,800 minutes

- 2) EC §46208: As a condition of apportionment 180 school days must be offered for traditional calendars. In order to qualify as a school day the following minimum daily minutes must be met:
 - EC §46112: Grades 1 to 3 230 minutes
 - EC §46113: Grades 4 to 8 240 minutes
 - EC §46114: Kindergarten 180 minutes
 - EC §46141: Grades 9 to 12 240 minutes

Dehesa School District

Schedule of Financial Trends and Analysis Year Ended June 30, 2022

General Fund	Budget 2023 (See Note 1)	2022	2021	2020
Revenues and Other Financing Sources	\$ 2,611,256	\$ 3,536,198	\$ 3,018,495	\$ 4,340,680
Expenditures and Other Financing Uses	2,974,389	3,603,404	3,139,630	4,698,290
Net Change in Fund Balance	(363,133)	(67,206)	(121,135)	(357,610)
Ending Fund Balance	<u>\$ 518,640</u>	<u>\$ 881,773</u>	<u>\$ 948,979</u>	<u>\$ 1,070,114</u>
Available Reserves (See Note 2)	<u>\$ 327,250</u>	<u>\$ 686,042</u>	<u>\$ 881,028</u>	<u>\$ 990,852</u>
Available Reserves as a Percentage of Total Outgo	<u>11.00%</u>	<u>19.04%</u>	<u>28.06%</u>	<u>21.09%</u>
Long Term Debt	<u>\$ 6,110,177</u>	<u>\$ 6,180,269</u>	<u>\$ 4,986,248</u>	<u>\$ 5,040,277</u>
Average Daily Attendance at P2	<u>75</u>	<u>95</u>	<u>N/A</u>	<u>133</u>

This schedule discloses the District’s financial trends by displaying past years’ data along with current year budget information. These financial trend disclosures are used to evaluate the District’s ability to continue as a going concern for a reasonable period of time.

The general fund balance has decreased by \$188,341 (17.60%) over the past two years. The fiscal year 2022-23 budget projects a decrease of \$363,133 (41.18%). For a district of this size, the State recommends available reserves of 5% of total general fund expenditures and other financing uses (total outgo) or \$65,000, whichever is greater.

Total long-term debt has increased by \$1,139,992 over the past two years.

ADA has decreased by 38 as compared to 2019-20. As a result of the COVID-19 pandemic there was no attendance reporting for the 2020-21 fiscal year. Each LEA was funded based on the 2019-20 average daily attendance (ADA) reported.

Notes:

1. Budget 2023 is included for analytical purposes only and has not been subjected to audit.
2. Available reserves consist of all unassigned fund balances contained within the general fund.
3. As described in Note A to these financial statements, for purposes of reporting in conformity with GASB Statement No. 54, the District’s Special Reserve Fund for Other Than Capital Outlay (Fund 17) and Special Reserve Fund for Other Postemployment Benefits (Fund 20) do not meet the definition of special revenue funds and were therefore combined with the General Fund for financial statement reporting. The above Schedule of Financial Trends and Analysis contains only the financial information of the General Fund.

Dehesa School District

Reconciliation of Annual Financial and Budget Report with Audited Financial Statements Year Ended June 30, 2022

	General Fund (Fund 01)	Special Reserve Fund for Other Than Capital Outlay (Fund 17)	Special Reserve Fund for Postemployment Benefits (Fund 20)
June 30, 2022, annual financial and budget report fund balances	\$ 881,773	\$ 211,592	\$ 702,383
Adjustments and reclassifications:			
Increasing (decreasing) the fund balance:			
GASB 54 Fund Presentation	913,975	(211,592)	(702,383)
Net adjustments and reclassifications	913,975	(211,592)	(702,383)
June 30, 2022, audited financial statement fund balances	\$ 1,795,748	\$ -	\$ -

This schedule provides the information necessary to reconcile the fund balances of all funds as reported on the SACS Annual Financial and Budget Report with the audited financial statements. Funds that required no adjustment are not presented.

Dehesa School District
Schedule of Charter Schools
Year Ended June 30, 2022

The following charter schools are chartered by Dehesa School District:

<u>Charter Schools</u>	<u>Charter Number</u>	<u>Included in Audit?</u>
The Heights Charter School	1488	No
Methods Charter School	1617	No
Diego Hills Central Public Charter	1909	No
Pacific Coast Academy	1892	No
Cabrillo Point Academy	1748	No

This schedule is provided to list all charter schools chartered by the District and displays information for each charter school on whether or not the charter school is included in the District audit.

Other Independent Auditors' Reports

Independent Auditor's Report on Internal Control Over Financial Reporting
and on Compliance and Other Matters Based on an Audit of Financial
Statements Performed in Accordance with *Government Auditing Standards*

To the Board of Education
Dehesa School District

We have audited, in accordance with the auditing standards generally accepted in the United States of America and the standards applicable to financial audits contained in *Government Auditing Standards* issued by the Comptroller General of the United States, the financial statements of the governmental activities, each major fund, and the aggregate remaining fund information of the Dehesa School District (the District), as of and for the year ended June 30, 2022, and the related notes to the financial statements, which collectively comprise the District's basic financial statements, and have issued our report thereon dated January 13, 2023.

Report on Internal Control over Financial Reporting

In planning and performing our audit of the financial statements, we considered the District's internal control over financial reporting (internal control) as a basis for designing audit procedures that are appropriate in the circumstances for the purpose of expressing our opinions on the financial statements, but not for the purpose of expressing an opinion on the effectiveness of the District's internal control. Accordingly, we do not express an opinion on the effectiveness of the District's internal control.

A *deficiency in internal control* exists when the design or operation of a control does not allow management or employees, in the normal course of performing their assigned functions, to prevent, or detect and correct, misstatements, on a timely basis. A *material weakness* is a deficiency or a combination of deficiencies, in internal control, such that there is a reasonable possibility that a material misstatement of the entity's financial statements will not be prevented, or detected and corrected, on a timely basis. A *significant deficiency* is a deficiency, or a combination of deficiencies, in internal control that is less severe than a material weakness, yet important enough to merit attention by those charged with governance.

Our consideration of internal control was for the limited purpose described in the first paragraph of this section and was not designed to identify all deficiencies in internal control that might be material weaknesses or significant deficiencies. Given these limitations, during our audit we did not identify any deficiencies in internal control that we consider to be material weaknesses or significant deficiencies. However, material weaknesses or significant deficiencies may exist that were not identified.

Report on Compliance and Other Matters

As part of obtaining reasonable assurance about whether the District's financial statements are free from material misstatement, we performed tests of its compliance with certain provisions of laws, regulations, contracts, and grant agreements, noncompliance with which could have a direct and material effect on the financial statements. However, providing an opinion on compliance with those provisions was not an objective of our audit, and accordingly, we do not express such an opinion. The results of our tests disclosed no instances of noncompliance or other matters that are required to be reported under *Government Auditing Standards*.

Purpose of this Report

The purpose of this report is solely to describe the scope of our testing of internal control and compliance and the results of that testing, and not to provide an opinion on the effectiveness of the entity's internal control or on compliance. This report is an integral part of an audit performed in accordance with *Government Auditing Standards* in considering the entity's internal control and compliance. Accordingly, this communication is not suitable for any other purpose.

Wilkinson-Hadley King + Co LLP

El Cajon, California

January 13, 2023

Independent Auditor's Report on State Compliance and on
Internal Control over State Compliance

To the Board of Education
Dehesa School District

Report on Compliance for Applicable State Programs

Opinion on Each Applicable State Program

We have audited the Dehesa School District's (the District) compliance with the requirements specified in the *2021-22 Guide for Annual Audits of K-12 Local Education Agencies and State Compliance Reporting*, prescribed in Title 5, *California Code of Regulations*, Section 19810 identified below for the year ended June 30, 2022.

In our opinion, the District complied, in all material respects, with the types of compliance requirements referred to above on each of its applicable state programs for the year ended June 30, 2022.

Basis for Opinion on Each Applicable State Program

We conducted our audit of compliance in accordance with auditing standards generally accepted in the United States of America; the standards applicable to financial audits contained in *Government Auditing Standards*, issued by the Comptroller General of the United States; and the audit requirements of *2021-22 Guide for Annual Audits of K-12 Local Education Agencies and State Compliance Reporting*, prescribed in Title 5, *California Code of Regulations*, Section 19810 (the Audit Guide). Our responsibilities under those standards and the Audit Guide are further described in the Auditor's Responsibilities for the Audit of Compliance section of our report.

We are required to be independent of the District and to meet our other ethical responsibilities, in accordance with relevant ethical requirements relating to our audit. We believe that the audit evidence we have obtained is sufficient and appropriate to provide a basis for our opinion on compliance for each applicable state program. Our audit does not provide a legal determination of the District's compliance with the compliance requirements referred to above.

Responsibilities of Management for Compliance

Management is responsible for compliance with the requirements referred to above and for the design, implementation, and maintenance of effective internal control over compliance with the requirements of laws, statutes, regulations, rules, and provisions of contracts or grant agreements applicable to the District's state programs.

Auditor's Responsibilities for the Audit of Compliance

Our objectives are to obtain reasonable assurance about whether material noncompliance with the compliance requirements referred to above occurred, whether due to fraud or error, and express an opinion on the District's compliance based on our audit. Reasonable assurance is a high level of assurance but is not absolute assurance and therefore is not a guarantee that an audit conducted in accordance with generally accepted auditing standards, *Government Auditing Standards*, and the Audit Guide will always detect material noncompliance when it exists.

The risk of not detecting material noncompliance resulting from fraud is higher than for that resulting from error, as fraud may involve collusion, forgery, intentional omissions, misrepresentations, or the override of internal control. Noncompliance with the compliance requirements referred to above is considered material if there is a substantial likelihood that, individually or in the aggregate, it would influence the judgment made by a reasonable user of the report on compliance about the District’s compliance with the requirements of each applicable state program as a whole.

In performing an audit in accordance with generally accepted auditing standards, *Government Auditing Standards*, and the Audit Guide, we:

- Exercise professional judgment and maintain professional skepticism throughout the audit.
- Identify and assess the risks of material noncompliance, whether due to fraud or error, and design and perform audit procedures responsive to those risks. Such procedures include examining, on a test basis, evidence regarding the District’s compliance with the compliance requirements referred to above and performing such other procedures as we considered necessary in the circumstances.
- Obtain an understanding of the District’s internal control over state compliance relevant to the audit in order to design audit procedures that are appropriate in the circumstances and to test and report on internal control over compliance in accordance with the Audit Guide, but not for the purpose of expressing an opinion on the effectiveness of the District’s internal control over compliance. Accordingly, no such opinion is expressed.
- Select and test transactions and records to determine the District’s compliance with the state laws and regulations applicable to the following programs:

<u>Local Education Agencies Other than Charter Schools</u>	<u>Procedures Performed</u>
A. Attendance.....	Yes
B. Teacher Certification and Misassignments.....	Yes
C. Kindergarten Continuance.....	Yes
D. Independent Study.....	No
E. Continuation Education.....	N/A
F. Instructional Time.....	Yes
G. Instructional Materials.....	Yes
H. Ratio of Administrative Employees to Teachers.....	Yes
I. Classroom Teacher Salaries.....	Yes
J. Early Retirement Incentive.....	N/A
K. Gann Limit Calculation.....	Yes
L. School Accountability Report Card.....	Yes
M. Juvenile Court Schools.....	N/A
N. Middle or Early College High Schools.....	N/A
O. K-3 Grade Span Adjustment.....	Yes
P. Transportation Maintenance of Effort.....	Yes
Q. Apprenticeship: Related and Supplemental Instruction.....	N/A
R. Comprehensive School Safety Plan.....	Yes
S. District of Choice.....	N/A

School Districts, County Offices of Education, and Charter Schools		Procedures Performed
T.	California Clean Energy Jobs Act.....	N/A
U.	After/Before School Education and Safety Program.....	Yes
V.	Proper Expenditure of Education Protection Account Funds.....	Yes
W.	Unduplicated Local Control Funding Formula Pupil Counts.....	Yes
X.	Local Control and Accountability Plan.....	Yes
Y.	Independent Study - Course Based.....	N/A
Z.	Immunizations.....	No
AZ.	Educator Effectiveness.....	Yes
BZ.	Expanded Learning Opportunities Grant (ELO-G).....	Yes
CZ.	Career Technical Education Incentive Grant.....	N/A
DZ.	In Person Instruction Grant.....	Yes

N/A – The School District did not offer the program during the current fiscal year or the program applies to a different type of local education agency.

We did not perform procedures for independent study because the ADA reported was below the level which required testing.

We did not perform procedures for Immunizations because the school site for the District did not appear on the California Department of Public Health list of LEAs that are subject to the audit of immunizations.

We are required to communicate with those charged with governance regarding, among other matters, the planned scope and timing of the audit and any significant deficiencies and material weaknesses in internal control over compliance that we identified during the audit.

Other Matters

The results of our auditing procedures disclosed an instance of noncompliance which is required to be reported in accordance with the Audit Guide and which is described in the accompanying schedule of findings and questioned costs as item 2022-001. Our opinion on each applicable state program is not modified with respect to these matters.

Government Auditing Standards requires the auditor to perform limited procedures on the District’s response to the noncompliance findings identified in our audit described in the accompanying schedule of findings and questioned costs. The District’s response was not subjected to the other auditing procedures applied in the audit of compliance and, accordingly, we express no opinion on the response.

Report on Internal Control over State Compliance

A deficiency in internal control over compliance exists when the design or operation of a control over compliance does not allow management or employees, in the normal course of performing their assigned functions, to prevent, or detect and correct, noncompliance with a type of compliance requirement of a state program on a timely basis. *A material weakness in internal control over compliance* is a deficiency, or a combination of deficiencies, in internal control over compliance, such that there is a reasonable possibility that material noncompliance with a type of compliance requirement of a state program will not be prevented, or detected and corrected, on a timely basis. A significant deficiency in internal control over compliance is a deficiency, or a combination of deficiencies, in internal control over compliance with a type of compliance requirement of a state program that is less severe than a material weakness in internal control over compliance, yet important enough to merit attention by those charged with governance.

Our consideration of internal control over compliance was for the limited purpose described in the Auditor’s Responsibilities for the Audit of Compliance section above and was not designed to identify all deficiencies in internal control over compliance that might be material weaknesses or significant deficiencies in internal control over compliance. Given these limitations, during our audit we did not identify any deficiencies in internal control over state compliance that we consider to be material weaknesses, as defined above. However, material weaknesses or significant deficiencies in internal control over state compliance may exist that were not identified.

Our audit was not designed for the purpose of expressing an opinion on the effectiveness of internal control over compliance. Accordingly, no such opinion is expressed.

The purpose of this report on internal control over compliance is solely to describe the scope of our testing of internal control over compliance and the results of that testing based on the requirements of the *2021-22 Guide for Annual Audits of K-12 Local Education Agencies and State Compliance Reporting*, prescribed in Title 5, *California Code of Regulations*, Section 19810. Accordingly, this report is not suitable for any other purpose.

Wilkinson Hadley King + Co LLP

El Cajon, California
January 13, 2023

Auditor's Results, Findings & Recommendations

Dehesa School District

Schedule of Auditor's Results

Year Ended June 30, 2022

FINANCIAL STATEMENTS

Type of auditor's report issued:	<u>Unmodified</u>	
Internal control over financial reporting:		
One or more material weakness(es) identified?	<u> </u> Yes	<u> X </u> No
One or more significant deficiencies identified that are not considered material weakness(es)?	<u> </u> Yes	<u> X </u> No
Noncompliance material to financial statements noted?	<u> </u> Yes	<u> X </u> No

STATE AWARDS

Type of auditor's report issued on compliance for state programs:	<u>Unmodified</u>	
Internal control over applicable state programs:		
One or more material weakness(es) identified?	<u> </u> Yes	<u> X </u> No
One or more significant deficiencies identified that are not considered material weakness(es)?	<u> </u> Yes	<u> X </u> No
Any audit findings disclosed that are required to be reported in accordance with <i>2021-22 Guide for Annual Audits of California K-12 Local Education Agencies?</i>	<u> X </u> Yes	<u> </u> No

Dehesa School District

Schedule of Findings and Questioned Costs
 Year Ended June 30, 2022

Findings represent significant deficiencies, material weaknesses, and/or instances of noncompliance related to the financial statements that are required to be reported in accordance with *Government Auditing Standards*, or the *2021-22 Guide for Annual Audits of K-12 Local Education Agencies and State Compliance Reporting*. Finding codes as identified in the *2021-22 Guide for Annual Audits of K-12 Local Education Agencies and State Compliance Reporting* are as follows:

Five Digit Code	AB 3627 Finding Type
10000	Attendance
20000	Inventory of Equipment
30000	Internal Control
40000	State Compliance
42000	Charter School Facilities
43000	Apprenticeship: Related and Supplemental Instruction
50000	Federal Compliance
60000	Miscellaneous
61000	Classroom Teacher Salaries
62000	Local Control Accountability Plan
70000	Instructional Materials
71000	Teacher Misassignments
72000	School Accountability Report Card

A. Financial Statement Findings

None

B. State Award Findings

**Finding 2022-001
 Instructional Materials (40000)**

Criteria or Specific Requirement

Education Code §60119 requires that the governing board of a school district shall hold a public hearing or hearings to make a determination, through a resolution, as to whether each pupil in each school in the school district has sufficient textbooks or instructional materials, or both, that are aligned to the content standards adopted by the state board in mathematics, science, history-social science, and English language arts (including the English language development component of an adopted program). The governing board shall provide 10 days notice of the public hearing or hearings and the notice shall contain the time, place, and purpose of the hearing and shall be posted in three public places in the school district.

Condition

During our review of the notice of public hearing held to determine sufficiency of textbooks and instructional materials, we noted that the date the notice was posted did not provide the required 10 days of notice (provided six days notice) and was posted in only two public places.

Dehesa School District

Schedule of Findings and Questioned Costs, Continued

Year Ended June 30, 2022

Effect

The number of individuals seeing the notice was reduced due to the notice only being posted in two public locations. The notice being posted only six days prior to the meeting resulted in potential participants having less time to make accommodations to attend the meeting.

Fiscal Impact

None

Context

The governing board holds a public hearing annually at a regular board meeting to determine sufficiency of textbooks and instructional materials within the first eight weeks of school. It is the intent of the governing board to encourage participation by parents, teachers and members of the community.

Repeat Finding

No

Recommendation

Implement review procedures over public hearing notices to ensure the notice is posted to be in compliance within the minimum required amount of time and in the minimum required public locations.

Views of Responsible Officials

See Corrective Action Plan



DEHESA SCHOOL

COMPUTER SCIENCE IMMERSION ACADEMY

Board of Trustees

Karen Kirkpatrick, 2024
Richard White, 2024
Cindy K. White, 2026
Christopher Pham, 2026
Dustin White, 2026

“Excellence in Education Since 1876”

**4612 Dehesa Road
El Cajon, CA 92019**

Telephone (619) 444-2161 / Fax (619) 444-2105

Superintendent/CBO

Bradley Johnson

Interim Principal

Dr. Elizabeth Carzoli

January 13, 2023

To Whom it May Concern:

The accompanying Corrective Action Plan has been prepared as required by the *2021-22 Guide for Annual Audits of K-12 Local Education Agencies and State Compliance Reporting* published by the Education Audit Appeals Panel. The name of the contact person responsible for corrective action, the planned corrective action, and the anticipated completion date for each finding included in the current year's Schedule of Findings and Questioned Costs have been provided.

In addition, we have also prepared the accompanying Summary Schedule of Prior Audit Findings which includes the status of audit findings reported in the prior year's audit.

Sincerely,

Bradley Johnson

Superintendent/CBO

Dehesa School District

Corrective Action Plan

Year Ended June 30, 2022

State Compliance Findings

Finding Number: 2022-001
Program Name: Instructional Materials
Contact Person: Bradley Johnson
Anticipated Completion Date: August 30, 2023

Planned Corrective Action: The Superintendent/CBO and Executive Assistant have scheduled annual calendar reminders at least 10 days in advance of future September board meetings and will serve as a reminder to post the public notice prior to the meeting date to allow for sufficient time for the public to receive notice.

Dehesa School District

Schedule of Prior Year Audit Findings

Year Ended June 30, 2022

Finding/Recommendation	Status	Explanation if Not Implemented
------------------------	--------	--------------------------------

There were no findings reported for the fiscal year ended June 30, 2021.